

LIMITED



## CONTENT

---

- 2 Company Profile
- 3 Financial Summary
- 5 Chairman's Report
- 6 Changes in Share Capital and Information on Shareholders
- 13 Directors, Supervisors and Senior Management
- 16 Management Discussion and Analysis
- 28 Significant Events
- 42 Definition and Glossary of Technical Terms
- 43 Company Information
- 45 Report on Review of Condensed Consolidated  
Financial Statements
- 46 Condensed Consolidated Financial Statements

# Company Profile


---

The Company was established as a joint stock company with limited liability in the People's Republic of China ("PRC") under the Company Law of the PRC on 12 September 2007. The A shares and H shares issued by the Company were listed on the Shanghai Stock Exchange and the main board of The Stock Exchange of Hong Kong Limited (the "Hong Kong Stock Exchange") on 3 December 2007 and 7 December 2007, respectively.

We are one of the largest multi-functional integrated construction groups in the PRC and Asia in terms of the total revenue of the engineering contract, and rank 71st on the 2015 Fortune Global 500 list. We offer a full range of construction-related services, including infrastructure construction, survey, design and consulting services and engineering equipment and component manufacturing, and also expand to other businesses such as property development and mining development.

We have outstanding advantages in the construction of infrastructure facilities such as railway, highways, municipal works and urban rails. In particular, we hold leading positions in the design and construction of bridges, tunnels and electrified railways, and the design and manufacturing of bridge steel structures and turnouts in the PRC, which has achieved advanced international standards. While we operate in every province across the PRC, we have also explored extensive global markets.

Adhering to the motto of "strive to challenge limits and achieve excellence", the Company is committed to the continuous development of the Company to create a brighter and better future.




# Financial Summary

Financial data presented in this Interim Report are prepared in accordance with International Financial Reporting Standard and, unless otherwise specified, are consolidated amounts of the Company and its subsidiaries and are denominated in Renminbi.

## Summary of Consolidated Statement of Profit or Loss and Other Comprehensive Income

	For the six months ended 30 June					Change
	2015	2014	2013	2012	2011	2015 vs 2014 (%)
	RMB million					
<b>Revenue</b>						
Infrastructure Construction	240,609	231,795	204,450	164,235	192,556	3.80
Survey, Design and Consulting Services	5,596	4,694	4,226	4,106	4,484	19.22
Engineering Equipment and Component Manufacturing	6,876	7,401	6,316	4,900	6,029	-7.09
Property Development	8,308	10,547	7,579	4,227	4,487	-21.23
Other Businesses	20,320	28,854	30,276	23,871	19,002	-29.58
Inter-segment Eliminations and Adjustments	(17,191)	(15,911)	(13,891)	(10,424)	(11,987)	
<b>Total</b>	<b>264,518</b>	<b>267,380</b>	<b>238,956</b>	<b>190,915</b>	<b>214,571</b>	<b>-1.07</b>
<b>Gross Profit</b>	<b>21,531</b>	<b>20,124</b>	<b>16,676</b>	<b>14,103</b>	<b>13,041</b>	<b>6.99</b>
<b>Profit before Tax</b>	<b>6,665</b>	<b>6,327</b>	<b>5,277</b>	<b>3,655</b>	<b>3,602</b>	<b>5.34</b>
<b>Profit for the Period</b>	<b>4,405</b>	<b>4,299</b>	<b>3,682</b>	<b>2,540</b>	<b>2,727</b>	<b>2.47</b>
<b>Profit for the Period Attributable to Owners of the Company</b>	<b>4,577</b>	<b>4,061</b>	<b>3,488</b>	<b>2,390</b>	<b>2,477</b>	<b>12.71</b>
<b>Basic Earnings per Share (RMB)</b>	<b>0.215</b>	<b>0.191</b>	<b>0.164</b>	<b>0.112</b>	<b>0.117</b>	<b>12.57</b>



**Summary of Consolidated Statement of Financial Position<sup>4</sup>**



# Chairman's Report

---

Dear Shareholders and Investors,

The first half of 2015 passed quickly. With a grave sense of responsibility and mission, the board of directors (the **"Board"**) and management of the Company, with their hearts set on reform and development, made remarkable achievements and committed unyielding efforts to forging ahead. Following the national strategic deployment of the Four Developing Regions and the Three Supporting Belts, we focused on seizing opportunities while sustaining growth to maintain our market share. We sought reforms while accelerating transformation to stimulate our workplace vitality by accomplishing our innovation-driven, structure-optimised, synergy-driven and transformative mission. We carried out efforts to strengthen our management while enhancing efficiency to enhance the operating efficiency of the Company by applying strict corporate governance and precise management. We also strived to manage risks and maintain stability. Through our unyielding commitment to operations that fully comply with the relevant laws, we have reinforced our market influence and industry leading position. We have been ranked 71st on the 2015 Fortune Global 500 list, a record high for us.

We committed considerable effort to developing all kinds of businesses across the globe. In the first half of 2015, with a clear view of market trends, the Board and the management of the Company adapted to the "new normal" and took new approaches to facilitating new forms of development. We improved our gross profit margin by rectifying our shortcomings, strengthening internal controls and risk management, reinforcing the fundamental management of construction projects, emphasising centralised management of production and blocking profit-loss loopholes. We integrated our resources and completed the internal reorganisation of our overseas business by focusing on collaborative development and synergies in areas such as investment, foreign trade, R&D, operations, design, construction, manufacturing, property development, mineral resources, finance, etc. We adjusted our strategies to be in tune with the times. With changes that include reforms in financing and new product cycles, we focused on market-oriented development; enhancing our advantages in branding, technology, administration and industry integration; improving the efficiency of the organisation, information, knowledge and capital binding; establishing an innovative business model in compliance with commercial standards; and satisfying customers' needs with high standards of construction quality. By integrating our businesses with financing, we optimised our financial arrangements, deepened the ties between our businesses and the capital market, focused on management of market value, implemented a private placing and stabilised our share price. We have identified good opportunities across the globe. With the central government's implementation of the "One Belt One Road" strategy and enhanced operation levels through international cooperation on productivity, we will speed up our pace in going global, build a new China brand for high speed rail, and achieve breakthroughs in infrastructure markets such as Russia and Israel.

We will climb the highest mountains and cross the widest rivers to pursue the China dream. Looking ahead to the second half of 2015, which marks the final year of the "12th Five-Year Plan", the global industry is set to undergo a rapid structural adjustment and infrastructure construction industry is on the increase, and China plans to announce the "1+N" program involving the reform of state-owned enterprises. China Railway will continue to grasp opportunities and adhere to its mission to expand and strengthen its businesses and to achieve further development and better results so as to serve society, repay its shareholders and care for its employees. In addition, I would like to express my sincere gratitude to the shareholders who gave support to reforms at the Company, to the general public for their concern and support, and to our employees.

**LI Changjin**

Chairman

Beijing, the PRC

28 August 2015

# Changes in Share Capital and Information on Shareholders

## 1 Changes in Share Capital

### (1) Changes in share capital

#### (i) Changes in share capital

During the reporting period, there was no change in share capital and shareholding structure of the Company. The Company completed the non-public issuance of 1,544,401,543 A shares in July 2015. Upon the completion of the issuance, the share capital of the Company increased from 21,299,900,000 shares to 22,844,301,543 shares. Details of the changes in the shareholding structure of the Company before and after the non-public issuance are as follows:

Class of shares	Before the non-public issuance of A Shares		After the non-public issuance of A Shares	
	Number of shares (Shares)	Percentage (%)	Number of shares (Shares)	Percentage (%)
1 Shares subject to selling restrictions				
A Shares subject to selling restrictions	–	–	1,544,401,543	6.76
H Shares subject to selling restrictions	–	–	–	–
2 Shares not subject to any selling restrictions				
A Shares not subject to any selling restrictions	17,092,510,000	80.25	17,092,510,000	74.82
H Shares not subject to any selling restrictions	4,207,390,000	19.75	4,207,390,000	18.42
3 Total number of shares	21,299,900,000	100	22,844,301,543	100

#### (ii) Explanation to the changes in share capital

In July 2015, the Company issued by non-public issuance 1,544,401,543 A shares at a price of RMB7.77 per share to seven investors with orders matched on the price-quantity-time priority basis. The share capital of the Company increased from 21,299,900,000 shares to 22,844,301,543 shares.

#### (iii) Impact of changes in share capital from the end of reporting period to the disclosure date of this interim report on earnings per share, net asset value per share or other financial indicators

## 1 Changes in Share Capital (continued)

### (2) Changes in shares with selling restrictions

During the reporting period, there were no shares of the Company subject to selling restrictions. Upon completion of the non-public issuance of A shares by the Company in July 2015, the 1,544,401,543 new shares were all subject to selling restrictions. The details of the seven investors, respective number of shares allotted and lock-up period are as follows:

No.	Name of subscribers being allotted shares	Number of shares allotted (Shares)	Lock-up period (Months)
1	China Railway Engineering Corporation (“CRECG”)	308,880,308	36
2	Beijing Zhong Shang Rong Sheng Trading Company Limited	141,570,141	12
3	Nanjing An Ci Investment Management Company Limited	141,570,141	12
4	Ping An UOB Fund Management Co. Ltd.	643,500,643	12
5	China Merchants Wealth Asset Management Limited	137,323,037	12
6	Cai Tong Fund Management Co. Ltd.	167,696,256	12
7	CIB Wealth Asset Management Company Limited	3,861,017	12
	<b>Total</b>	<b>1,544,401,543</b>	<b>–</b>

## 2 Information on Shareholders

### (1) Number of shareholders and their shareholdings

As at 30 June 2015, the Company had a total of 1,285,337 shareholders. Based on the information that is available to the Company and within the knowledge of the directors of the Company, the Company has maintained sufficient public float in compliance with the requirement of the Rules Governing the Listing of Securities on The Stock Exchange of Hong Kong Limited (the “**Hong Kong Listing Rules**”).



**2 Information on Shareholders** (continued)

**(1) Number of shareholders and their shareholdings** (continued)

**(i) Shareholdings of the top ten shareholders**

Unit: Shares

No.	Name of shareholder	Increase/ decrease during the reporting period	Total number of shares held	Shareholding percentage  (%)	Number of shares with selling restriction	Condition of pledged or frozen shares		Nature of shareholder
						Condition of shares	Quantity	
1	CRECG	0	11,950,010,000	56.10	0	Nil	0	State-owned
2	HKSCC Nominees Limited (Note 1)	+19,296,637	4,167,774,842	19.57	0	Nil	0	Other
3	Huaxia Life Insurance Co. Ltd. – Universal Life Insurance Products	+124,721,939	124,721,939	0.59	0	Nil	0	Other
4	Industrial and Commercial Bank of China – SSE 50 Trading – Index Securities Investment Open-ended Fund	+54,750,136	54,750,136	0.26	0	Nil	0	Other
5	Hong Kong Securities Clearing Company Limited (Note2)	+1,097,823	50,784,161	0.24	0	Nil	0	Other
6	China Merchants Bank – Penghua Zhongzheng Highway Industry Index Classified Securities Investment Fund	+32,171,707	32,171,707	0.15	0	Nil	0	Other
7	Qian Weidong	+21,401,010	32,118,289	0.15	0	Nil	0	Other
8	Bank of China – Changsheng Zhongzheng Shenwan One-Belt-One-Road Subject Index Classified Securities Investment Fund	+18,936,552	18,936,552	0.09	0	Nil	0	Other
9	China Merchants Bank – Anxin Zhongzheng One-Belt-One-Road Subject Index Classified Securities Investment Fund	+18,063,278	18,063,278	0.08	0	Nil	0	Other
10	CSOP Asset Management Limited – CSOP FTSE China A50 ETF	-26,904,334	17,307,766	0.08	0	Nil	0	Other

Statement on the related relations and concerted actions  
between the shareholders above

CRECG, the largest shareholder, does not have related relations or perform  
concerted actions with the above other nine shareholders. The Company is not  
aware of any related relationships or concerted action relationships between the  
above shareholders.

## 2 Information on Shareholders (continued)

### (1) Number of shareholders and their shareholdings (continued)

#### (ii) Shareholdings of the top ten shareholders without selling restrictions

Unit: Shares

Name of shareholder	Number of shares held without selling restrictions	Type and quantity of shares	
		Type	Quantity
1 CRECG	11,950,010,000	RMB-denominated ordinary shares	11,950,010,000
2 HKSCC Nominees Limited (Note 1)	4,167,774,842	Overseas listed foreign shares	4,167,774,842
3 Huaxia Life Insurance Co. Ltd. – Universal Life Insurance Products	124,721,939	RMB-denominated ordinary shares	124,721,939
4 Industrial and Commercial Bank of China – SSE 50 Trading – Index Securities Investment Open-ended Fund	54,750,136	RMB-denominated ordinary shares	54,750,136
5 Hong Kong Securities Clearing Company Limited (Note 2)	50,784,161	RMB-denominated ordinary shares	50,784,161
6 China Merchants Bank – Penghua Zhongzheng Highway Industry Index Classified Securities Investment Fund	32,171,707	RMB-denominated ordinary shares	32,171,707
7 Qian Weidong	32,118,289	RMB-denominated ordinary shares	32,118,289
8 Bank of China – Changsheng Zhongzheng Shenwan One-Belt-One-Road Subject Index Classified Securities Investment Fund	18,936,552	RMB-denominated ordinary shares	18,936,552
9 China Merchants Bank – Anxin Zhongzheng One-Belt-One-Road Subject Index Classified Securities Investment Fund	18,063,278	RMB-denominated ordinary shares	18,063,278
10 CSOP Asset Management Limited – CSOP FTSE China A50 ETF	17,307,766	RMB-denominated ordinary shares	17,307,766

Statement on the related relations and concerted actions between the shareholders above

CRECG, the largest shareholder, does not have related relations or perform concerted actions with the above other nine shareholders. The Company is not aware of any related relationships or concerted action relationships between the above shareholders.

Note 1: H Shares held by HKSCC Nominees Limited are held on behalf of its various clients.

Note 2: A shares held by Hong Kong Securities Clearing Company Limited are held on behalf of its various Southbound Investors of the Company.

Note 3: The numbers shown in the table are based on the register of members of the Company as at 30 June 2015.

## 2 Information on Shareholders (continued)

### (2) Strategic investors or general legal persons becoming the top ten shareholders by placing of new shares

Not applicable

## 3 Changes in the Controlling Shareholder and the Ultimate Controller

Not applicable

## 4 Purchase, Sale or Redemption of the Company's Listed Securities

During the six months ended 30 June 2015, neither the Company nor any of its subsidiaries purchased, sold or redeemed any of the Company's listed securities.

## 5 Interests and Short Positions of Directors, Chief Executive and Supervisors in Shares, Underlying Shares and Debentures

Save as disclosed below, as at 30 June 2015, none of the directors, chief executive and supervisors of the Company had any interests and short position in the shares, underlying shares and debentures of the Company or any of its associated corporations (within the meaning of Part XV of the Securities and Futures Ordinance (the "SFO")) which will have to be notified to the Company and the Hong Kong Stock Exchange pursuant to Divisions 7 and 8 of Part XV of the SFO (including interests and short positions which they are taken or deemed to have under such provisions of the SFO), or which will be required, pursuant to section 352 of the SFO, to be entered in the register referred to therein or which will be required to be notified to us and the Hong Kong Stock Exchange pursuant to the Model Code for Securities Transactions by Directors of Listed Issuers (the "Model Code"):

Name of Director/ Supervisor	Capacity	Number of A Shares held (long position) (Shares)	Approximate percentage of issued A Shares (%)	Approximate percentage of total issued shares (%)
<b>Directors</b>				
Mr. LI Changjin	Beneficial owner	105,700	0.0006	0.0005
Mr. YAO Guiqing	Beneficial owner	100,112	0.0006	0.0005
Mr. DAI Hegen (Note1)	Beneficial owner	106,000	0.0006	0.0005
<b>Supervisor</b>				
Ms. LIU Jianyuan	Beneficial owner	1,200	0.000007	0.000006

Note 1: Mr. DAI Hegen resigned and ceased to be a director of the Company from 2 July 2015.

## 6 Interests and Short Positions of Substantial Shareholders and Other Persons in Shares and Underlying Shares

The Company has been notified of the following interests or short positions in the shares or underlying shares of the Company as at 30 June 2015 as recorded in the register required to be maintained under Section 336 of the SFO:

### Holders of A Shares

Name of substantial shareholder	Capacity	Number of A Shares held (Shares)	Nature of interest	Approximate percentage of issued A Shares (%)	Approximate percentage of total issued shares (%)
CRECG	Beneficial owner	11,950,010,000	Long position	69.91	56.10

### Holders of H Shares

Name of substantial shareholder	Capacity	Number of H Shares held (Shares)	Nature of interest	Approximate percentage of issued H Shares (%)	Approximate percentage of total issued shares (%)
National Council for Social Security Fund of the PRC	Beneficial owner	332,600,000	Long position	7.91	1.56
Blackrock, Inc.	Interest of controlled corporations	361,173,895	Long position	8.58	1.70
Deutsche Bank Aktiengesellschaft	Interest of controlled corporations	229,803,271	Long position	5.46	1.08
	(Note 1)	10,406,000	Short position	2.93	0.58
			Lending pool	0.25	0.05
Lehman Brothers Holdings Inc.	Interest of controlled corporations	210,186,560	Long position	5.00	0.99
		94,560,550	Short position	2.25	0.44

## Changes in Share Capital and Information on Shareholders

---

# Directors, Supervisors and Senior Management

## 1 Directors

The directors of the Company during the six months ended 30 June 2015 are as follows:

Name	Age	Position
LI Changjin ( ½ — ¶ )	56	Chairman, Executive Director
YAO Guiqing ( ü í ö )	60	Vice Chairman, Executive Director
DAI Hegen ( Ö q ì ) (resigned on 2 July 2015)	49	Executive Director
GUO Peizhang ( Æ C Ý )	65	Independent Non-executive Director
WEN Baoman ( r )	64	Independent Non-executive Director
ZHENG Qingzhi ( M ö } )	63	Independent Non-executive Director
NGAI Wai Fung ( g ¢ )	53	Independent Non-executive Director

## 2 Supervisors

The supervisors of the Company during the six month ended 30 June 2015 are as follows:

Name	Age	Position
LIU Chengjun ( Ó )	51	Chairman of the Supervisory Committee, Shareholder Representative Supervisor
LIU Jianyuan ( ' )	53	Employee Representative Supervisor
WANG Hongguang ( í f ^ )	56	Employee Representative Supervisor
CHEN Wenxin ( Ó Ö4¥ )	51	Shareholder Representative Supervisor
FAN Jinghua ( ê ¼ 6 )	49	Employee Representative Supervisor

## 3 Senior Management

The senior management of the Company during the six months ended 30 June 2015 are as follows:

Name	Age	Position
DAI Hegen ( Ö q ì ) (resigned on 2 July 2015)	49	President
LIU Hui ( > )	55	Vice President and Chief Engineer
MA Li ( ö b )	57	Vice President
ZHOU Mengbo ( t — * )	50	Vice President
ZHANG Xian ( Ý )	54	Vice President
XU Tingwang ( ¢ ' ö )	59	Vice President
YANG Liang ( @ )	46	Chief Financial Officer
YU Tengqun ( r \ È )	45	Secretary to the Board, General Legal Advisor and Joint Company Secretary
TAM Chun Chung ( È È À )	42	Joint Company Secretary and Qualified Accountant

#### 4 Change of Directors, Supervisors and Senior Management

There was no change of directors, supervisors and senior management during the reporting period. On 2 July 2015, the Board received the resignation letter from Mr. Dai Hegen, a then executive director and President of the Company. Due to change of job assignments, Mr. Dai Hegen had resigned from the positions as executive director and President of the Company, the Chairman and a member of the Safety, Health and Environmental Protection Committee, and a member of each of the Strategy Committee and the Nomination Committee of the Board. In accordance with the recommendation of the State-owned Assets Supervision and Administration Commission of the State Council and the nomination from CRECG, Mr. Zhang Zongyan has been put forward as a candidate for executive director and President of the Company. On 13 July 2015, the twelfth meeting of the third session of the Board considered and approved the Proposal on the Appointment of Mr. Zhang Zongyan as President of China Railway Group Limited, in which the Board appointed Mr. Zhang Zongyan as the President of the Company with the term of office commencing from the date of the relevant Board resolution until the expiry of the term of office of the third session of the Board. The meeting also considered and approved the Proposal on the Nomination of Mr. Zhang Zongyan as a Candidate for Executive Director of the Company, in which the Board nominated Mr. Zhang Zongyan as a candidate for executive director of the Company with the term of office commencing from the date on which the relevant proposal is approved by the Company's shareholders at general meeting until the expiry of the term of office of the third session of the Board.

#### 5 Human Resources and Emolument Policy

The Company attaches the importance to recruiting, incentivising, developing and retaining talents and pays close attention to the fairness of its remuneration policy. The Company implemented a policy for annual remuneration adjustment with reference to market terms and work performance. The remuneration of the Company's employees comprises basic salary, performance-based bonus and allowances. In accordance with applicable PRC laws, the Company entered into an employment contract with each of its employees. Such contracts include provisions on wages, vacation, employee benefits, training programs, health and safety, confidentiality obligations and grounds for termination.

In accordance with applicable regulations, the Company makes contributions to the employees' pension contribution plan, medical insurance, unemployment insurance, maternity insurance and workers' compensation insurance. The amount of contributions is based on the specified percentages of an employee's total salaries as required by relevant PRC authorities. The Company also makes contributions to an employee housing provident fund in accordance with applicable PRC regulations. In addition to statutory contributions, the Company also provides voluntary benefits to current employees and retired employees. These benefits include supplemental medical insurance plans and supplemental pension plans, for both current and retired employees, and annuities for our current employees.

The Company invests in continuing education and training programs for management and technical staff with an aim to continuously upgrading their skills and knowledge. In addition to sending some of the top managers overseas for training, the Company also offers management courses to its senior managers and annual project management training for its project managers.

The remuneration of executive directors of the Company is on an annual basis and consists of basic salary and performance-based bonus. The remuneration of the independent non-executive directors is a fixed salary depending on position. Remuneration of the directors is determined with reference to the prevailing market terms and in accordance with applicable regulations.

## 5 Human Resources and Emolument Policy (continued)

As at 30 June 2015, the number of employees hired by the Group was 288,307. The following table sets forth a breakdown of the Group's employees by division as at 30 June 2015:

Division	Number of employees as at 30 June 2015
Production	139,585
Sales and Marketing	21,213
Engineering and Technology	97,143
Finance	13,733
Administration	16,633
<b>Total</b>	<b>288,307</b>

## 6 Securities Transactions by Directors and Supervisors

The Company has adopted the Model Code as set out in Appendix 10 to the Hong Kong Listing Rules, as amended, as the code of conduct regarding securities transactions by directors and supervisors. The Company has made enquiries to all directors and supervisors, each director and supervisor confirmed that he or she has complied with the required standard set out in the Model Code throughout the period from 1 January 2015 to 30 June 2015.



# Management Discussion and Analysis

---

## 1 Overview

The Group's principal business activities are infrastructure construction, survey, design and consulting services, engineering equipment and components manufacturing, property development and other businesses.

In the first half of 2015, the Group was closely engaged in the core mission of "seizing opportunities while sustaining growth, deepening reforms while accelerating transformation, strengthening management while enhancing efficiency and controlling risks while maintaining stability". Thus, the Group has actively undertaken different domestic and overseas core construction projects, including pre-station railway construction projects connecting from Qianjiang-Zhangjiajie-Changde, a railway section from Lhasa to Nyingchi on the Sichuan-Tibet railway, the Wuhu Yangtze River Road-Rail Bridge on the Shangqiu-Hefei-Hangzhou Railway, the Third Line of Nanning Rail Transit, the Suai-Beaco Highway Road Project and the survey and design of the Moscow-Kazan High-speed Railway Project in Russia.

In the first half of 2015, the Group's revenue decreased by 1.07% from the corresponding period of 2014 to RMB264.518 billion. The Group realised profit for the period of RMB4.405 billion, representing an increase of 2.47% year on year. For the six months ended 30 June 2015, profit for the period attributable to owners of the Company was RMB4.577 billion, representing a year-on-year increase of 12.71% while the basic earnings per share of the Company were RMB0.215, representing a year-on-year increase of 12.57%.

A comparison of the financial results for the six months ended 30 June 2015 and the corresponding period of 2014 is set forth below.

## 2 Consolidated Results of Operations

### Revenue

In the first half of 2015, due to the decrease in revenue from merchandise trading and property development business, the Group's total revenue decreased year-on-year by 1.07% to RMB264.518 billion. In the first half of 2015, the number of infrastructure projects opened for bidding was significantly decreased due to the temporary effect brought by the reform of the country's investment and financing structures. The value of the Group's new contracts came to RMB331.47 billion, down 19.4% year on year. New contracts for infrastructure construction business decreased year-on-year by 16.5% to RMB276.69 billion, including RMB68.11 billion from railway (representing a year-on-year decrease of 25.85% and a market share of 46% in primary railway market), RMB45.19 billion from highway (representing a year-on-year decrease of 34.6%) and RMB163.39 billion from municipal and other works (representing a year-on-year decrease of 4.2%). New contracts for survey, design and consulting services business amounted to RMB8.36 billion (representing a year-on-year increase of 31.4%) while new contracts for engineering equipment and component manufacturing business amounted to RMB10.1 billion (representing a year-on-year increase of 4.7%). At 30 June 2015, contract backlog increased by 0.9% to RMB1,817.86 billion from the end of 2014. Among them, RMB1,470.23 billion is from infrastructure construction business (representing an increase of 1.3% from the end of 2014), RMB24.36 billion is from survey, design and consulting services business (representing an increase of 12.3% from the end of 2014) and RMB22.64 billion is from engineering equipment and component manufacturing business (representing an increase of 9% from the end of 2014).

### Cost of sales and gross profit

The Group's cost of sales primarily includes cost of raw materials and consumables, subcontracting cost, equipment usage cost (consisting of maintenance, rental and fuel), employee compensation and benefits and depreciation and amortisation expenses. For the six months ended 30 June 2015, the Group's cost of sales decreased year-on-year by 1.73% to RMB242.987 billion. In the first half of 2015, gross profit of the Group increased year-on-year by 6.99% to RMB21.531 billion. The gross profit margin for the first half of 2015 was 8.14%, representing an increase from 7.53% for the first half of 2014. The increase in gross profit margin for the first half of 2015 compared to the same period of last year was primarily due to (1) the promising growth of urban rail business which has higher gross profit margin; (2) the decrease in cost and expenses brought by the Group's strengthened project management.

## 2 Consolidated Results of Operations (continued)

### Other income

The Group's other income primarily consists of income from sundry operations supplemental to our principal business (such as sales of materials, rental, transportation and hotel operation), dividend income, relocation compensation, subsidies from government and other revenues. For the six months ended 30 June 2015, the Group's other income increased by 47.45% to RMB1.100 billion from RMB0.746 billion for the corresponding period of last year. The increase of other income was mainly due to the increase of income from sales of materials.

### Other expenses

The Group's other expense primarily includes expenditures on research and development. For the six months ended 30 June 2015, other expense increased by 5.60% from RMB3.126 billion of the same period of last year to RMB3.301 billion, mainly due to the fact that the Group, by adhering to the technological development plan under the "Twelfth Five-Year Plan", further improved its technological innovation capacities in high speed railway, big span bridge, deep water base, long tunnel, high-storey building construction, construction equipment, energy saving and environmental protection areas.

### Other gains and losses

The Group's other gains and losses mainly include impairment loss on trade and other receivables, foreign exchange gains/losses, increase/decrease in the fair value of held-for-trading financial assets, gains/losses on disposal of fixed assets, available-for-sale financial assets and interests in subsidiaries. The other losses of RMB1.657 billion for the first half of 2015 (six months ended 30 June 2014: other losses of RMB0.756 billion) included impairment loss on trade and other receivables of RMB1.713 billion and foreign exchange gains of RMB0.120 billion.

### Selling and marketing expenses

The Group's selling and marketing expenses primarily consist of employee compensation and benefits, distribution and logistic costs and advertising costs. For the six months ended 30 June 2015, the Group's selling and marketing expenses was RMB0.971 billion, representing a decrease of 15.5% from RMB1.149 billion for the same period of last year. Selling and marketing expenses as a percentage of total revenue was 0.37% for the first half of 2015, representing a decrease from 0.43% for the first half of 2014.

### Administrative expenses

The Group's administrative expenses mainly consist of employee compensation and benefits and depreciation and amortisation of its assets related to administration. For the six months ended 30 June 2015, the Group's administrative expenses increased by 9.12% to RMB8.194 billion from RMB7.509 billion for the corresponding period of 2014. Administrative expenses as a percentage of total revenue was 3.10%, an increase from 2.81% for the first half of 2014. It was mainly due to the natural increase in labor cost.

### Interest income

For the six months ended 30 June 2015, the interest income decreased by 11.26% to RMB1.143 billion from RMB1.288 billion for the corresponding period of 2014.

### Interest expenses

For the six months ended 30 June 2015, the interest expenses decreased by 7.33% to RMB3.049 billion from RMB3.290 billion for the first half of 2014.

### Profit before tax

As a result of the foregoing factors, the profit before tax for the six months ended 30 June 2015 increased by 5.34% to RMB6.665 billion from RMB6.327 billion for the corresponding period of 2014.

## 2 Consolidated Results of Operations (continued)

### Income tax expense

For the six months ended 30 June 2015, the income tax expense increased by 11.44% to RMB2.260 billion from RMB2.028 billion for the corresponding period of 2014. By excluding the land appreciation tax, the effective income tax rate of the Group was 31.40% for the first half of 2015 (six months ended 30 June 2014: 28.12%). The higher effective income tax rate was mainly because certain subsidiaries of the Group sustained losses, certain of which are expected not to be recoverable and provision for impairment loss on assets are not deductible against income tax expenses.

### Profit for the period attributable to owners of the company

As a result of the foregoing factors, the profit for the period attributable to owners of the Company for the six months ended 30 June 2015 increased by 12.71% to RMB4.577 billion from RMB4.061 billion for the corresponding period of 2014. The profit margin of the profit for the period attributable to owners of the Company for the first half of 2015 was 1.73%, an increase from 1.52% for the corresponding period of 2014.

## 3 Segment Results

The revenue, results and profit before tax margin of each segment of the Group's business for the six months ended 30 June 2015 are set forth in the table below.

Business segments	Segment revenue RMB million	Growth rate (%)	Profit before tax RMB million	Growth rate (%)	Profit before tax margin <sup>1</sup> (%)	Segment revenue as a percentage of total (%)	Profit before tax as a percentage of total (%)
Infrastructure Construction	240,609	3.80	7,997	48.45	3.32	85.41	93.64
Survey, Design and Consulting Services	5,596	19.22	573	83.65	10.24	1.99	6.71
Engineering Equipment and							

### 3 Segment Results (continued)

#### Survey, design and consulting services business

Revenue from the operation of the survey, design and consulting services business primarily derives from a full range of survey, design and consulting services, research and development, feasibility studies and compliance certification services provided for infrastructure construction projects. Segment revenue of survey, design and consulting services business increased by 19.22% year on year to RMB5.596 billion for the six months ended 30 June 2015. For the first half of 2015, gross profit margin and profit before tax margin for the segment were 29.70% and 10.24% respectively (first half of 2014: 30.82% and 6.65% respectively). It was mainly because the decrease in administrative and selling expenses brought by the Group's strengthened management mitigated the decrease in gross profit margin owing to the increase in outsourcing and labor cost as a result of the growth in design business.

#### Engineering equipment and component manufacturing business

Revenue from the operation of the engineering equipment and component manufacturing business primarily derives from the design, research and development, manufacture and sale of turnouts and other railway related equipment, bridge steel structures and engineering machinery. Segment revenue of the engineering equipment and component manufacturing business of the Group decreased by 7.09% to RMB6.876 billion for the six months ended 30 June 2015. Gross profit margin and profit before tax margin were 18.99% and 6.21% respectively (first half of 2014: 20.98% and 5.95% respectively). This was mainly because the decrease in transportation and installation expenses and selling expenses mitigated the decrease in gross profit margin owing to the increase in sales of steel structure products which has lower gross profit margin.

#### Property development business

Revenue from our property development business primarily derives from the development, sale and management of a wide range of residential properties and commercial properties in the PRC. In the first half of 2015, the effect of regulation and control on the property development market continued. For the six months ended 30 June 2015, segment revenue from property development business decreased by 21.23% to RMB8.308 billion. Gross profit margin and profit before tax margin were 21.35% and 5.90% respectively (first half of 2014: 24.22% and 12.12% respectively). Such decrease was mainly due to the fact that the Group lowered the selling price of certain projects in order to accelerate the inventory turnover and fund recovery. As at 30 June 2015, the Group's project area and gross floor area under development were 29.59 million square metres and 48.86 million square metres respectively while the land reserve area and gross floor area available for development were 10.89 million square metres and 19.01 million square metres respectively.

#### Other Businesses

The Group has progressively implemented the "limited and interrelated" diversification strategy. Segment revenue from other businesses decreased by 29.58% to RMB20.320 billion for first half of 2015. In the first half of 2015, gross profit margin was 18.03% (first half of 2014: 11.47%), mainly due to the increase in gross profit margin of expressway operation and merchandise trading business. Loss before tax amounted to RMB0.947 billion for the first half of 2015 (first half of 2014: profit before tax of RMB0.915 billion), mainly attributable to the provision made for impairment loss on assets of the merchandise trading and mining business.

In the first half of 2015, (1) revenue of expressway operation business increased year-on-year by 12.03% to RMB1.169 billion, contributable to the increase in traffic flow and increase in toll fee of certain expressways; (2) due to the commencement of production of Luming Molybdenum mine, revenue of mining business increased year-on-year by 45.21% to RMB1.205 billion; (3) revenue of merchandise trading business decreased year-on-year by 47.95% to RMB10.557 billion, due to the strategic adjustment of merchandise trading business by focusing resources on centralisation of internal procurement and supply while developing external business appropriately; (4) revenue of financial business increased year-on-year by 28.35% to RMB1.408 billion, mainly due to the significant increase in fund revenue.

### 3 Segment Results (continued)

#### Other Businesses (continued)

As at 30 June 2015, the Group's mining resources and reserve information is shown below:

No	Project name	Type	Grade	Unit	Reserve Quantity	Group's share (%)	Planned total investment (RMB billion)	Accumulated investment (RMB billion)	Investment in the reporting period (RMB billion)	Planned completion date	Project progress
1	Sunite-ZuoQi Mangjai Coal Mine, Inner Mongolia	Lignite	N/A	Billion tonne	0.92	46	1.363	0.542	-	Completed	Commenced production
2	Muli Coal Mine, Haixizhou of Qinghai	Coking Coal	N/A	Billion tonne	0.248	80	2.34	0.449	0.005	-	Construction in progress
3	Luming Molybdenum Mine, Yichun City of Heilongjiang	Molybdenum	0.09%	Thousand tonne	734.6	83	4.217	4.131	-	Completed	Commenced production
4	Luishia Copper-Cobalt Mine, Congo	Copper Cobalt	2.55% 0.20%	Thousand tonne Thousand tonne	785 66.8	72	1.657	1.659	-	Completed	Commenced production
5	MKM Copper-Cobalt Mine, Congo	Copper Cobalt	3.36% 0.22%	Thousand tonne Thousand tonne	191 19.2	80.2	1.195	1.123	-	Completed	Commenced production
6	Sicomines Copper-Cobalt Mine, Congo	Copper Cobalt	2.55% 0.20%	Thousand tonne Thousand tonne	8,545 571	41.72	24.915	10.329	0.957	2018.01	Construction in progress
7	Wulan Lead and Zinc Mine, Xinxin Company, Mongolia	Lead Zinc Silver	1.67% 4.80% 80.2g/t	Thousand tonne Thousand tonne Tonne	287.9 825.2 1,379	100	-	-	-	-	Commenced production
8	Muhaer Lead and Zinc Mine, Xinxin Company, Mongolia	Lead Zinc Silver	0.75% 3.50% 108.33g/t	Thousand tonne Thousand tonne Tonne	81.7 382.6 1,184.64	100	-	-	-	-	Exploration and feasibility study in progress
9	Gold mine, Xinxin Eerdesi Company, Mongolia	Gold	3g/t	Tonne	3	100	-	-	-	-	Intended for sale
10	Lead and Zinc Mine, Xianglong Company, Mongolia	Lead Zinc Silver	6.28% 3.81% 234.67g/t	Thousand tonne Thousand tonne Tonne	151.5 91.9 866	100	-	-	-	-	Commenced production

#### 4 Cash Flow

For the six months ended 30 June 2015, the net cash outflow from operating activities of the Group amounted to RMB16.424 billion, an increase from net cash outflow from operating activities of RMB9.677 billion for the corresponding period of 2014. It was mainly due to: (1) the fact that payments in support of the normal operation of the Group relatively take place in the first half of a year, a characteristic feature of the industry in which the Group operates; (2) delay in account settlement and payment from certain project owners; and (3) increase of investment in property development projects under development. For the six months ended 30 June 2015, the net cash outflow from investing activities of the Group amounted to RMB2.374 billion, a decrease from the net cash outflow of RMB7.802 billion for the corresponding period of 2014. It is mainly due to continuous stringent control on investment implemented by the Group. For the six months ended 30 June 2015, the net cash inflow from financing activities of the Group amounted to RMB11.369 billion, a decrease from the net cash inflow of RMB13.544 billion for the same period in 2014. The decrease in net cash inflow from financing activities was primarily due to the decrease in interest-bearing liabilities brought by the Group's centralisation of fund management.

#### Capital expenditure

The capital expenditure of the Group primarily comprises expenditure on purchases of equipment and upgrades to the Group's manufacturing facilities. The Group's capital expenditure for the first half of 2015 was RMB4.732 billion (among which, RMB1.039 billion is for construction in progress, RMB1.938 billion is for purchase of fixed assets and RMB1.755 billion is for purchase of intangible assets), representing an increase of 19.46% from RMB3.961 billion for the corresponding period of 2014.

#### Working capital

	As at	
	30 June 2015 RMB million	31 December 2014 RMB million
Inventories	46,101	44,955
Properties under development for sale	73,548	70,986
Trade and bills receivables	166,528	158,515
Trade and bills payables	237,216	245,447
Turnover of inventory (days)	34	30
Turnover of trade and bills receivables (days)	111	89
Turnover of trade and bills payables (days)	179	150

In line with the Group's continuous business development, the Group increased the reserve of raw materials and the scale of the property development projects under development. Inventories increased by 2.55% to RMB46.101 billion as at 30 June 2015 from RMB44.955 billion as at the end of 2014 while the inventory turnover days for the first half of 2015 increased to 34 days from 30 days for the year of 2014. As at 30 June 2015, the value of properties under development for sale increased by 3.61% from RMB70.986 billion as at the end of 2014 to RMB73.548 billion.

#### 4 Cash Flow (continued)

##### Working capital (continued)

As at 30 June 2015, trade and bills receivables was RMB166.528 billion, an increase of 5.06% from RMB158.515 billion as at the end of 2014. The turnover days of trade and bills receivables increased from 89 days for 2014 to 111 days for the first half of 2015. It was mainly due to the increase in receivable from construction projects and retention receivables which are not yet due. According to the ageing analysis of the trade and bills receivables, most of the Group's trade and bills receivables were of less than 6 months and the trade and bills receivables of more than one year accounted for 29.05% (31 December 2014: 33.14%) of the total amount, reflecting a sound receivables management capability of the Group.

Trade and bills receivables	As at	
	30 June 2015 RMB million	31 December 2014 RMB million
Less than six months	87,078	79,673
Six months to one year	31,068	26,318
One year to two years	25,083	30,220
Two years to three years	12,795	12,582
More than three years	10,504	9,722
<b>Total</b>	<b>166,528</b>	<b>158,515</b>

The Group's trade and bills payables primarily consist of amounts payable to the Group's suppliers of raw materials, machinery and equipment. As at 30 June 2015, the Group's trade and bills payables were RMB237.216 billion, a decrease of 3.35% from RMB245.447 billion as at the end of 2014. The turnover days of trade and bills payables for the first half of 2015 was 179 days, representing an increase from 150 days for 2014. According to the ageing analysis of the trade and bills payables, most of the Group's trade and bills payables were due within one year and the trade and bills payables of more than one year accounted for 12.88% (31 December 2014: 12.22%) of the total amount.

Trade and bills payables	As at	
	30 June 2015 RMB million	31 December 2014 RMB million
Less than one year	206,669	215,448
One year to two years	18,394	18,811
Two years to three years	6,648	5,764
More than three years	5,505	5,424
<b>Total</b>	<b>237,216</b>	<b>245,447</b>

## 5 Borrowings

The following table sets forth the Group's total borrowings as at 30 June 2015 and 31 December 2014. As at 30 June 2015, 50.94% (31 December 2014: 48.80%) of our borrowings were short-term borrowings. The Group is generally capable of making timely repayments.

	As at	
	30 June 2015 RMB million	31 December 2014 RMB million
Bank borrowings		
Secured	36,767	37,261
Unsecured	100,231	93,522
	136,998	130,783
Short-term debentures, unsecured	2,400	–
Long-term debentures, unsecured	35,849	36,091
Other short-term borrowings, unsecured	6,853	8,348
Other short-term borrowings, secured	–	500
Other long-term borrowings, unsecured	12,030	7,120
Other long-term borrowings, secured	172	72
<b>Total</b>	<b>194,302</b>	<b>182,914</b>
Long-term borrowings	95,318	93,655
Short-term borrowings	98,984	89,259
<b>Total</b>	<b>194,302</b>	<b>182,914</b>

Bank borrowings carry interest rates ranging from 1.33% to 9.00% (31 December 2014: 1.53% to 10.00%) per annum. Short-term debentures carry fixed interest rates ranging from 4.25% to 4.50% (31 December 2014: Nil) per annum. Other short-term borrowings carry interest rates ranging from 5.00% to 10.50% (31 December 2014: 5.00% to 11.50%) per annum. Long-term debentures carry fixed interest rates ranging from 3.85% to 7.20% (31 December 2014: 3.85% to 7.20%) per annum. Other long-term borrowings carry fixed or floating interest rates ranging from 5.54% to 10.50% (31 December 2014: 6.15% to 10.50%) per annum.

As at 30 June 2015 and 31 December 2014, the Group's fixed-rate bank borrowings amounted to RMB0.992 billion and RMB1.310 billion and its floating-rate bank borrowings amounted to RMB136.006 billion and RMB129.473 billion, respectively.



## 5 Borrowings (continued)

The Group's borrowings are primarily denominated in Renminbi and the Group's foreign currency borrowings are primarily denominated in U.S. dollars and Euros. The following table sets forth the carrying amounts of the Group's foreign currency borrowings as at 30 June 2015 and 31 December 2014.

	Borrowings in U.S. dollars RMB million	Borrowings in Euros RMB million	Borrowings in other currencies RMB million
<b>As at 30 June 2015</b>	<b>4,097</b>	<b>130</b>	<b>193</b>
As at 31 December 2014	4,867	145	431

The following table sets forth the details of the Group's secured borrowings as at 30 June 2015 and 31 December 2014.

	As at 30 June 2015		As at 31 December 2014	
	Secured borrowings RMB million	Carrying value of pledged assets and rights RMB million	Secured borrowings RMB million	Carrying value of pledged assets and rights RMB million
Property, plant and equipment	223	299	294	521
Intangible assets	18,718	31,273	19,100	31,560
Properties under development for sale	11,090	24,811	10,621	23,175
Notes receivable	13	13	25	25
Trade receivable	1,059	2,378	2,241	3,129
Rights to collect cash flows in relation to certain construction projects	5,836	10,208	5,277	10,325
<b>Total</b>	<b>36,939</b>	<b>68,982</b>	<b>37,558</b>	<b>68,735</b>

As at 30 June 2015, the Group's unused credit line facilities from banks amounted to RMB136.001 billion (31 December 2014: RMB136.139 billion).

As at 30 June 2015, the Group's gearing ratio (total liabilities/total assets) was 82.72%, a decrease of 1.33 percentage points as compared with 84.05% as at 31 December 2014. Such decrease was primarily attributable to the increase in equity attributable to owners resulting from the issue of RMB9 billion perpetual notes and increase in profit for the period realised by the Company in the first half of 2015.

In the first half of 2015, the Group has completed the issue of private placement note of RMB1 billion. In July 2015, the Group completed the non-public issuance of 1,544,401,543 A shares with net proceeds of approximately RMB11.879 billion. The net proceeds will be used in the investment of certain BT and BOT projects of the Group as well as the repayment of bank borrowings.

## 6 Contingent Liabilities

The contingent liabilities related to legal claims in the Group's ordinary course of business are set forth in the table below:

	As at	
	30 June 2015 RMB million	31 December 2014 RMB million
Pending lawsuits		
– arising in the ordinary course of business (Note 1)	934	680
– overseas lawsuit (Notes 2 and 3)	854	854
<b>Total</b>	<b>1,788</b>	<b>1,534</b>

Note 1: The Group has been named in a number of lawsuits arising in the ordinary course of business. Provision has been made for the probable losses to the Group on those claims when management can reasonably estimate the outcome of the lawsuits taking into account of the legal advice. No provision has been made for those pending lawsuits where the management considered that the claims will not be successful. The aggregate sum of those unprovoked claims is disclosed in the table above.

Note 2: Two subsidiaries of the Group, China Overseas Engineering Group Co., Ltd. (COVEC) and China Railway Tunnel Group Co., Ltd., established a consortium (the Consortium) with another two third-party companies in 2009 for the design and construction of certain sections of the A2 motorway Stryków – Konotopa, which is owned by the Polish General Directorate for National Roads and Motorways in Poland (PGDNRM). The Group's share of the total contract amount and performance bond are approximately Polish Zloty (PLN) 1,160 million (equivalent to approximately USD402 million or RMB2,741 million) and PLN116 million (equivalent to approximately USD40 million or RMB274 million), respectively. During the construction work, the construction contract incurred losses due to various factors. The Consortium sent termination notices dated 3 June 2011 to PGDNRM and PGDNRM sent termination notices dated 13 June 2011 to the Consortium.

On 29 September 2011, PGDNRM applied to the Poland Warsaw District Court for a payment order demanding COVEC, Poland branch of COVEC and one of the third-party companies in the Consortium collectively or individually for penalties and interests of an aggregate amount of PLN129 million (equivalent to approximately USD42 million or RMB263 million), whereas all parties in the Consortium bear liabilities jointly and severally. The lawyer of the Consortium then raised an objection to the payment order and the payment order became void under Polish law. The relevant parties have since commenced to resolve the matter in dispute under litigation procedures.

In 2014, the Consortium began to settle the above case through the negotiation with PGDNRM by coordination of relevant parties. The Consortium withdrew the protective measures of the performance bond and agreed the banks to pay the Group's performance bond of PLN116 million (equivalent to approximately RMB209 million) to PGDNRM at the beginning of 2015, which had been recognised in the Group's consolidated financial statements for the year ended 31 December 2014.

In April 2015, the Consortium paid interest expense on performance bonds to PGDNRM amounting to PLN52 million (equivalent to approximately RMB93 million) resulting in a loss recognised in the Group's condensed consolidated financial statements for the six months ended 30 June 2015.

On 25 February 2015, the Poland Warsaw District Court decided to suspend the lawsuit procedure due to the amicable motion of all parties. There is no significant progress up to the date of issuance of the condensed consolidated financial statements. At this stage, the Directors consider it premature to assess the outcome of this case.

## 6 Contingent Liabilities (continued)

Note 3: Exploitations Artisanales Au Congo (EXACO) was a former shareholder of La Miniere De Kalumbwe Myunga sprl (MKM), an indirectly owned subsidiary of the Company. As at 30 August 2011, EXACO had disposed of its entire interests in MKM. In November 2012, EXACO was of the view that MKM and China Railway Resources Global Holding Limited (CRRG) (which is also an indirectly owned subsidiary of the Company and the controlling shareholder of MKM) breached relevant terms and other relevant obligations pursuant to the undertakings under the initial agreement signed before the share transfer agreement. EXACO applied to the Congo district court for a compensation of their losses amounting to USD136 million (equivalent to approximately RMB829 million).

MKM and CRRG had raised objection to the jurisdiction of the local courts according to the relevant arbitration clause. Until November 2013, although MKM and CRRG did not receive the verdict, MKM and CRRG filed an appeal with the Lubumbashi Court of Appeal on 26 November 2013 due to prudent consideration and the needs to push the case on. And when the Lubumbashi Court of Appeal ordered certiorari from the local court, MKM and CRRG found that the local court made a judgment to MKM and CRRG for a total of USD31 million compensation (equivalent to approximately RMB189 million) on 8 February 2013. MKM and CRRG appealed to the Supreme Court for the fraud of the presiding judge of the local court existing in the above case. On 23 July 2014, the Supreme Court convicted and canceled the above judgment amounting to USD31 million compensation made by the local court on 8 February 2013.

In addition, on 15 January 2014, EXACO made another request to the Commercial Court of Lubumbashi for not receiving the fee of the previous 43.5% share transfer. EXACO applied to the Court for a compensation from CRRG amounting to USD109 million (equivalent to approximately RMB671 million), and for taking protective measures against MKM. On 20 January 2014, the Commercial Court of Lubumbashi agreed to take the protective measures, but did not hear the request of compensation. MKM and CRRG immediately filed an appeal. The Lubumbashi Court of Appeal ruled the protective measures not be executed on 30 January 2014. MKM and CRRG have appealed to the Supreme Court for the fraud of the presiding judge of the Commercial Court of Lubumbashi in the above case. On 5 June 2015, the Supreme Court convicted and canceled the above judgment on protective measures made by the local court on 20 January 2014. As at the date of issuance of the condensed consolidated financial statements, the case is in the process of transferring jurisdiction and has not yet been substantive hearing.

The Directors are of the view that these lawsuits filed by EXACO have violated the arbitration clause, and there is no factual or legal basis about these lawsuits. However, due to the various uncertainties of the case, the Directors consider that it is premature to assess the outcome of this case.

In addition to the above, the Group has provided guarantees to banks in respect of banking facilities utilised by certain related companies and third parties. The following table sets forth the maximum exposure of these guarantees of the Group.

	As at 30 June 2015		As at 31 December 2014	
	Amount RMB million	Expiry period	Amount RMB million	Expiry period
Guarantees given to banks in respect of banking facilities utilised by:				
Associates	3,041	2015-2025	2,940	2015-2025
Joint ventures	300	2017-2018	230	2017-2018
Other government-related enterprises	54	2015	54	2015
Property purchasers	18,442	2015-2020	17,149	2015-2019
An investee of the Group	12	2016	12	2016
A former subsidiary	626	2021-2023	650	2021-2023
<b>Total</b>	<b>22,475</b>		<b>21,035</b>	

## 7 Business Risks

The Group is exposed to a variety of business risks, including market risk, operation risk, management risk, policy risk, financial risk, investment risk and interest rate risk in the ordinary course of business.

- (1) Market risk: Various expectations from the government could have adverse impact on the market where the Group operates, such as expectations on growth of national and regional economies, usage of and need for expansion in infrastructure and overall growth of related industries. In addition, the political and economic instabilities in overseas market could bring uncertainties to the Group's overseas market development, which may affect the normal project implementation.
- (2) Operation risk: For infrastructure construction business, the bidding prices of construction contracting projects are greatly affected by market competition. Meanwhile, there are also certain operation risks for the Group to control the cost and to engage labour subcontractors.
- (3) Management risk: Considering the Group's incapability to fully control all the actions of its non-wholly owned subsidiaries, high risk of the construction industry, the rapid growth in the business scale of the Group in recent years as well as the widened operational scope, project management becomes increasingly difficult, posing a severe challenge to the safety and quality management of the projects, which could result in management risks.
- (4) Policy risk: Changes in the foreign exchange administration system, preferential taxation policies and policies for real estates industry in the PRC could have certain adverse impacts on the Group.
- (5) Financial risk: Delay in payment by its customers could affect the Group's working capital and cash flow, and the failure to obtain sufficient funding could also affect the expansion plan and development prospects of the Group.
- (6) Investment risk: Investment risks mainly includes relevant advance payments for projects, decrease in investment of infrastructural projects by non-governmental investment institutions resulted from changes in policies, and significant outlay of working capital over extended periods.
- (7) Interest rate risk: Currently, the Group's size of financing is relatively large, changes in interest rate policies therefore will have an impact on the Group's financial costs and economic performance.

To guard against a variety of risks, the Group associates types of risks with corresponding business procedures from which they may arise through the establishment and operation of an internal control system. As such, the Group can identify the critical control points for business procedures, develop specific control measures, prepare documents for critical control procedures, hold relevant people accountable for each type of risk and critical control point, tie them closely with the daily management and control work, and monitor risk factors and elements. In addition, the Group strictly supervises the important stages for management and control such as feasibility research in early stages, planning, reviewing, auditing, approval and decision-making; enhances procedure control and post-work assessment; and takes measures to react to risks and prepare contingency plans, which have ensured the overall controllability in various risks of the Group.

## 8 Prospect

In the second half of 2015, China will continue to focus on its dual objectives of maintaining medium-to-high level economic growth and moving toward a medium-to-high level of development. The government will continue to adopt a proactive fiscal policy and prudent monetary policy, and will implement policies that aim to expand domestic demand and promote the implementation of the three pillar strategies, including the One Belt One Road initiative. China will also promote the construction of the Seven Investment Projects, Four Major Constructions and underground integrated pipelines in cities; continue to improve the relevant policies relating to the reforms to the investment and financing structures; and further facilitate the implementation of investment projects such as PPP projects. These will create more opportunities and challenges for the further development of the Group. The Group will continue to expand into new markets, seize new opportunities and speed up the pace of its Go Global campaign while strictly controlling development risks and implementing the comprehensive and precise management in order to improve the quality and efficiency of its development and achieve its annual targets.

# Significant Events

---

## 1 Material Litigation, Arbitration and Matters Generally Concerned by Media

### (1) Litigation, arbitration or matters generally concerned by media which were disclosed in an announcement without subsequent progress

Outline and nature	Information link
Poland A2 Highway construction disputes: The consortium comprising COVEC and China Railway Tunnel Group Co., Ltd. (subsidiaries of the Company) and two third-party companies terminated the contract and had dispute with PGDNRM, the project owner, in respect of the bid won for sections of A and C of Poland A2 Highway.	2011 Interim Report and subsequent periodic reports of China Railway Group Limited.

---

### (2) Litigation and arbitration which were not disclosed in an announcement or might have subsequent progress

Not applicable

### (3) Matters generally concerned by media which were not disclosed in an announcement or might have subsequent progress

Not applicable

## 2 Events Regarding Bankruptcy and Restructuring

Not applicable

## 3 Events Regarding Assets Transactions and Merger

Not applicable

## 4 Implementation of Share Incentive Scheme of the Company and its Effects

Not applicable

## 5 Significant Related Party Transactions

### (1) Related party transactions in ordinary course of business

#### (i) Matters which were disclosed in an announcement without subsequent progress or changes

Not applicable

#### (ii) Matters which were disclosed in an announcement with subsequent progress or changes

Unit: Thousand Currency: RMB

Related parties	Related relationship	Type of related party transaction	Particulars of the related party transaction	Pricing method of related party transaction	Price of the related party transaction	Amount of related party transaction	Percentage of transaction value to the same type of transactions
China Railway Hongda Asset Management Center	Wholly owned subsidiary of parent company	Receipt of labor services	Lease office premises	Contract price	12,860	12,860	Less than 1%
China Railway Hongda Asset Management Center	Wholly owned subsidiary of parent company	Receipt of labor services	Receipt of comprehensive services	Contract price	16,381	16,381	Less than 1%
<b>Total</b>					<b>29,241</b>	<b>29,241</b>	

Description of related party transactions

The above two transactions resulted from the implementation of the comprehensive services agreement and premises leasing agreement entered into by the Company and CRECG on 28 March 2013. The terms of both agreements are three years. The total transaction amount involved was within the authority of the Board and was approved in the 19th meeting of the second session of the Board, which complied with the relevant requirements of The Rules Governing the Listing of Stock on Shanghai Stock Exchange. Meanwhile, the premises leasing agreement was exempted from the requirements of reporting, annual review, announcement and independent shareholders' approval as the annual caps of such transactions were within the de minimis exemption under the Hong Kong Listing Rules. The comprehensive services agreement was exempted from the independent shareholders' approval requirement under the Hong Kong Listing Rules.

#### (iii) Matters which were not disclosed in an announcement

Not applicable

## 5 Significant Related Party Transactions (continued)

### (2) Related party transactions in relation to acquisition and disposal of asset

During the reporting period, the Company did not have any related party transactions in relation to acquisition and disposal of asset.

### (3) Significant related party transactions in relation to joint external investment

During the reporting period, there was no significant related party transaction in relation to joint external investment by the Company.

### (4) Amount due from/to related parties

Not applicable

### (5) Other related parties transactions

#### (i) Related party guarantees

Unit: Thousand Currency: RMB

Guarantor	Guarantee	Guaranteed amount	Commencement date of guarantee	Expiry date of guarantee	Guarantee fully fulfilled
China Railway (Note 1)	Lince Railway Co., Ltd.	751,390	June 2008	June 2025	No
CRECG (Note 2)	China Railway	5,000,000	January 2010	January 2020	No
CRECG (Note 2)	China Railway	3,500,000	October 2010	October 2025	No
CRECG (Note 2)	China Railway	2,500,000	October 2010	October 2020	No

Note 1: At the 2007 annual general meeting of the Company held on 25 June 2008, the Proposal of Provision of a Guarantee with Respect to the Loans for Lince Railway Co., Ltd. and China Railway Engineering Sunite Railway Co., Ltd. was considered and approved, in which it was agreed that a guarantee would be provided with respect to the bank loan for Lince Railway Co., Ltd. in the amount of RMB820.7 million for a guarantee period of 17 years. In June 2008, the Company and Huhhot Xincheng Dongjie Sub-branch of the Industrial and Commercial Bank of China Limited entered into a guarantee contract agreeing that a guarantee in the total amount of RMB783 million (product of the total loan amount of RMB2.7 billion multiplied by the shareholding percentage of 29%) with a joint and several liability and a guarantee period commencing on 30 June 2008 and ending on 20 June 2025 should be provided to Lince Railway Co., Ltd.. The relevant loan of Lince Railway Co., Ltd. was fully drawn in 2009 and the Company did not provide any further guarantee for Lince Railway Co., Ltd. afterwards.

Note 2: These are unconditional and irrevocable joint and several liability guarantees provided by CRECG for the entire amount of the 10-year corporate bonds issued by the Company in January 2010 and the 10-year and 15-year corporate bonds issued by the Company in October 2010. As at 30 June 2015, the remaining payable amount of above-mentioned corporate bonds was RMB10,960.863 million (31 December 2014: RMB11,958.037 million).

## 5 Significant Related Party Transactions (continued)

### (5) Other related parties transactions (continued)

#### (ii) Related party transactions in relation to financial services

Unit: Thousand    Currency: RMB

Item	Related party	30 June 2015	31 December 2014
Deposits taking (Note)	CRECG	3,961,504	2,983,369

Note: In order to increase the utilisation efficiency of funds, reduce settlement fees, lower interest expenses and obtain funding support, the Resolution in relation to the Financial Services Framework Agreement between China Railway Finance Co., Ltd. and China Railway Engineering Corporation was considered and passed at the 27th meeting of the second session of the Board convened by the Company on 29 April 2014, in which it is approved that China Railway Finance Co., Ltd., a subsidiary of the Company would sign the Financial Services Framework Agreement (the agreement will expire on 31 December 2015) with CRECG, the controlling shareholder of the Company, and provided deposit, loan and other financial services to CRECG pursuant to the agreement. For details of the Financial Services Framework Agreement, please see the relevant announcement of the Company dated 30 April 2014 at the website of the Shanghai Stock Exchange.

During the reporting period, the maximum daily amount of deposits (including interest accrued) provided by China Railway Finance Co., Ltd. to CRECG did not exceed the maximum amount stipulated in the Financial Services Framework Agreement.

#### (iii) Other related party transactions

Unit: Thousand    Currency: RMB

Item	Related party	January to June 2015	January to June 2014
Interest expenses (Note)	CRECG	51,837	38,698

Note: The interest expenses arise from the interest payable by the Company to CRECG for the entrusted loan and the interest payable by its subsidiary China Railway Finance Co., Ltd. to CRECG for deposits taking.



**6 Material Contracts and Their Performance**  
**(1) Trusteeship, contracting and leasing**  
 Not applicable

**(2) Guarantees**

Guarantor	Relationship between guarantor and listed company	Guaranteee	Guaranteed amount	Commencement date of guarantee agreement (execution date)	Commencement date of guarantee	Expiry date of guarantee	Type of guarantee	Guarantee fully fulfilled	Overdue amount	Counter guarantee available	Guarantee provided to related parties	Related party relationship
China Railway Group Limited	The same entity	China Railway Co., Ltd.	751,330	2008/6/30	2008/6/30	2025/6/20	Suretyship of joint and several liability	No	0	No	Yes	Other
China Railway Group Limited	The same entity	Inner Mongolia Guotai Railway Co., Ltd.	330,000	2008/11/24	2008/11/24	2020/11/30	Suretyship of joint and several liability	No	0	No	No	N/A
China Railway No.2 Engineering Group Co., Ltd.	Wholly owned subsidiary	China Railway Bohai Train Ferry Co., Ltd.	11,930	2004/12/24	2004/12/24	2016/12/23	Suretyship of joint and several liability	No	0	No	No	N/A
China Railway Electrification Engineering Group Co., Ltd.	Wholly owned subsidiary	Nanjing China Railway Electronic Investment Co., Ltd.	625,750	2012/9/30	2012/9/30	2023/12/11	Suretyship of joint and several liability	No	0	No	No	N/A
China Railway Tunnel Group Co., Ltd.	Wholly owned subsidiary	China Shanghai Foreign Trade Co., Ltd.	53,739.68	2011/12/29	2011/12/29	2015/12/28	Suretyship of joint and several liability	No	0	No	No	N/A
China Railway Major Bridge Engineering Group Co., Ltd.	Wholly owned subsidiary	Wuhan Mobei Road & Bridge Co., Ltd.	650,000	2014/9/23	2014/9/23	2018/5/19	Suretyship of joint and several liability	No	0	No	No	N/A
China Railway Major Bridge Engineering Group Co., Ltd.	Wholly owned subsidiary	Wuhan Yunguzhou Bridge Co., Ltd.	1,310,000	2013/2/8	2013/2/8	2020/3/5	Suretyship of joint and several liability	No	0	No	No	N/A
China Railway Major Bridge Engineering Group Co., Ltd.	Wholly owned subsidiary	Yichang Miaozi River Bridge Construction Engineering Co., Ltd.	300,000	2013/12/20	2013/12/20	2018/12/30	Suretyship of joint and several liability	No	0	No	No	N/A

Unit: Thousand Currency: RMB

Total guarantee incurred during the reporting period (excluding those provided to subsidiaries)

Total balance of guarantee as at the end of the reporting period (A) (excluding those provided to subsidiaries)

**Guarantee provided by the Company to its subsidiaries**

Total guarantee to subsidiaries incurred during the reporting period

Total balance of guarantee to subsidiaries as at the end of the reporting period (B)

**Aggregate guarantee of the Company (including those provided to subsidiaries)**

Aggregate guarantee (A+B)  
 Percentage of aggregate guarantee to net assets of the Company (%)

Representing:

Amount of guarantee provided for shareholders, ultimate controller and their related parties (C)

Amount of debts guarantee directly or indirectly provided to guaranteed parties with gearing ratios over 70% (D)

Excess amount of aggregate guarantee over 50% of net assets (E)

Aggregate amount of the above three categories (C+D+E)

Statement on the contingent joint and several liability in connection

with unexpired guarantee

Statement on guarantee

147,092.48  
 4,032,869.68

-2,656,061.20  
 30,109,959.00

34,142,828.68  
 28.23

30,149,109.98

30,149,109.98

—

As at 30 June 2015, the Company's aggregate guarantee in relation to real estate mortgage is RMB19,348.436 million.

## 6 Material Contracts and Their Performance (continued)

### (3) Other material contracts or transactions

Material contracts executed before the reporting period but remained effective during the reporting period:

#### (i) Infrastructure construction business

No.	Signatory	Owner	Name of contract	Date of contract	Contract sum (RMB'000,000)	Construction period
<b>Railway</b>						
1	China Railway Major Bridge Engineering	Fujian Fupin Railway Co., Ltd.	New Fuzhou-Pingtan railway pre-construction stage FPZQ-3 Section	2013-10	879,909	2,007 calendar days
2	China Railway Major Bridge Engineering	The China Railway Corporation	New Hutong Railway Hutong Yangtze River Bridge HTQ-2 Section	2014-02	751,789	1,645 calendar days
3	China Railway No. 1 Engineering	Zhengxi Passengers Railway Co., Ltd.	New Zhengzhou-Xuzhou passenger railway line ZZXQ-6 Section	2013-01	367,356	48 months
<b>Highway</b>						
1	China Railway Major Bridge Engineering	Bangladesh Ministry of Transportation Bridge Authority	Main Bridge of Bangladesh Padma Multi-functional Bridge Project	2014-06	967,490	3.5 years
2	China Railway	Jingxin Highway Linhe-Baigeda Section (in Alxa League) Construction Management Office	Jingxin Highway Linhe-Baigeda (in Alxa League) LBAMSG-2 Section	2014-12	869,121	30 months
3	China Railway Major Bridge Engineering	Hong Kong-Zuhai-Macao Bridge Authority	Section CB05 of the Main Project, Bridge Engineering, Civil Engineering and Construction of Composite Beams of Hong Kong-Zuhai-Macao Bridge	2012-06	373,885	36 months
<b>Municipal Works</b>						
1	China Railway	Shenzhen Metro Group Co., Ltd.	BT Project of Shenzhen City Railway Line 11	2012-06	2,555,000	48 months
2	China Railway No. 4 Engineering	Guangdong Pearl River Delta Rail Transport Co., Ltd.	Pre-construction of Guangzhou north to Qingyuan section of Guangzhou-Qingyuan intercity railway	2013-09	275,746	38 months
3	China Railway Harbor Bureau	Hainan Ruyi Island Resort Investment Co., Ltd.	EPC Construction Contract for Land Reclamation (West Section) of Haikou Ruyi Island Project	2014-05	240,921	548 calendar days

## 6 Material Contracts and Their Performance (continued)

### (3) Other material contracts or transactions (continued)

#### (ii) Survey, design and consulting services business

No.	Signatory	Owner	Name of contract	Date of contract	Contract sum (RMB'000,000)	Construction period
1	China Railway Eryuan Engineering	Ethiopian Railway Corporation	EPC Contract of Sebeta-Adama-Mieso (Sections 1 and 2) of Addis Ababa-Djibouti Railway Project	2011-10	208,153	48 months
2	China Railway Eryuan Engineering	Shanghai-Kunming Railway Passenger Line Guizhou Co., Ltd.	Survey and design contract of the new Changsha-Kunming Railway Passenger Line (Guizhou Section)	2010-09	112,604	72 months
3	China Railway Eryuan Engineering	Yunnan-Guizhou Railway Yunnan Co., Ltd.	The new Yungui Railway (Yunnan section) Project Survey and Design	2011-05	81,000	72 months

#### (iii) Engineering equipment and component manufacturing business



## 6 Material Contracts and Their Performance (continued)

### (3) Other material contracts or transactions (continued)

Material contracts signed during the reporting period:

#### (i) Infrastructure construction business

No.	Signatory	Owner	Name of contract	Date of contract	Contract Sum (RMB'000,000)	Construction period
<b>Railway</b>						
1	China Railway No. 3 Engineering, China Railway No. 4 Engineering, China Railway No. 5 Engineering	Qianzhangchang Railway Co., Ltd.	Preliminary construction project of Sections QZCZQ-5, QZCZQ-10, QZCZQ-7 of the new Cenjiang-Zhangjiajie-Changde Railway	2015-03	763,619	1,721 calendar days
2	China Railway No. 1 Engineering, China Railway No. 5 Engineering, China Railway No. 9 Engineering	Qinghai Tibet Railway Company	Construction project of Sections LLZQ-10, LLZQ-3, LLZQ-2 of Lhasa-Linzi segment of the new Sichuan-Tibet Railway	2015-06	592,879	77 months
3	China Railway Major Bridge Engineering	Jingfu Passenger Railway Line Anhui Co., Ltd.	Construction project of Section SHZQ-1 of Wuhu Yangtze River Road-Rail Bridge of Shangqiu-Hefei-Hangzhou Railway and associated works	2015-01	549,654	1,460 calendar days
<b>Highway</b>						
1	China Railway No. 1 Engineering, COVEC	East Timor Public Affairs Bureau and Petroleum and Mineral Resources Bureau	Construction project of Suai-Beaco Highway Road, Section 1: Suai-Fatukai/Mola Section, East Timor	2015-01	182,741	730 calendar days
2	China Railway No. 7 Engineering	Nanning Urban Development Investment Co., Ltd.	Construction project of Section 2 of the second highway of Nanning Wuxu Airport	2015-03	123,000	300 calendar days
3	China Railway No. 3 Engineering	Shanxi Shuozhou Highway Co., Ltd.	Construction project of Section SG4 of roadbed, bridge tunnel and surface of Youyu-Pinglu section of Xizong Highway	2015-06	92,513	30 months
<b>Municipal Works</b>						
1	China Railway	Nanning City Railway Group Co. Ltd.	Construction Contract of Section 02 of Phase one of Line 3 of Nanning City Railway (Keyuan Road and Pingle Road)	2015-06	456,913	1,340 calendar days
2	China Railway No. 1 Engineering	Wuhan Metro Group Co., Ltd.	Construction Contract for Construction (Section 22) of Phase One of Wuhan City Railway Line 7	2015-03	132,563	720 calendar days
3	China Railway Construction Engineering Group	New World China Land (Haikou) Co., Ltd.	Construction of Haikou Meilisha Commercial and Residential Development Project, Hainan	2015-06	120,166	798 calendar days

## 6 Material Contracts and Their Performance (continued)

### (3) Other material contracts or transactions (continued)

#### (ii) Survey, design and consulting services business

No.	Signatory	Owner	Name of contract	Date of contract	Contract Sum (RMB'000,000)	Construction period
1	China Railway Major Bridge Engineering	Wuhu Yangtze Bridge and Road Bridge Co., Ltd.	Construction of Wuhu Yangtze Road-Rail Bridge of Shangqiu-Hefei – Hangzhou Railway and associated works	2015-02	16,860	60 months
2	China Railway Liuyuan Engineering	Tianjin TEDA Urban Rail Construction Development Co., Ltd.	Construction Project of Section 1 of Phase One of Rail Transit Route Z4 of Tianjin Binhai New Area	2015-04	6,643	20 months
3	China Railway Eryuan Engineering	Kunming New South Railway Station Development Operation Co., Ltd.	Construction Project and Supplementary contract of East and West Plaza of Kunming New South Railway Station	2015-01	4,897	24 months

#### (iii) Engineering equipment and component manufacturing business

No.	Signatory	Owner	Name of contract	Date of contract	Contract sum (RMB'000,000)	Construction period
<b>Steel Structure</b>						
1	China Railway Shanhaiguan Bridge	Humen Second Bridge Branch of Guangdong Highway Construction Co., Ltd.	Main Bridge Steel Box Girder Manufacturing Contract (G4-2 section) of Guangdong Humen Second Bridge Project	2015-06	37,413	39 months
2	China Railway Turnout & Bridge	Humen Second Bridge Branch of Guangdong Highway Construction Co., Ltd.	Main Bridge Steel Box Girder Manufacturing Contract for Guangdong Humen Second Bridge Project	2015-06	32,037	43 months
<b>Turnout</b>						
1	China Railway Shanhaiguan Bridge	Shanghai Railway Bureau	Construction Project of Lianyungang – Yancheng Railway	2015-05	17,005	12 months
2	China Railway Turnout & Bridge	Zhangjiakou – Tangshan Railway Construction Administration of Beijing Railway Bureau	Procurement Contract of Construction Materials and Heavy-haul Turnout for Zhangjiakou – Tangshan Railway of Beijing Railway Bureau	2015-03	10,712	Implement in accordance with the requirement of owners
<b>Construction Machinery</b>						
1	China Railway Turnout & Bridge	Shanghai Installation Engineering Group Co., Ltd.	Material of F rails and the processing of rails	2015-03	16,765	6 months
2	China Railway Engineering Equipment	Nanchong Shanhe Machinery Co., Ltd.	Shield Procurement Contract	2015-02	8,540	8 months

## 6 Material Contracts and Their Performance (continued)

### (4) Particulars of material properties

#### (i) Property held for investment

Building name	Location	Use	Tenure	Interest of the Company and subsidiaries
Tanmulin Hotel	No. 2, Xinhua Neighbourhood, Dongxing Temple Road, Ziliujing District, Zigong City, Sichuan	Hotel	Medium term lease	100%
Huaxi Changan Center Building A1, Floor 1-2	No. 69 Fuxing Road, Haidian District, Beijing	Commercial	Medium term lease	100%
Gongti Building 3/F Section 2	Restaurant No. 3, 3/F Section 2, Workers Stadium Building, Chaoyang District, Beijing	Commercial	Medium term lease	100%
Huilong Bay Yichulianghua Mall	No.1 Shawan Road, Jinniu District, Chengdu, Sichuan	Commercial	Medium term lease	100%
Beijing Chaowai Research Building and Ancillary Space	No. 227, Chaowai Road, Chaoyang District, Beijing	Commercial	Medium term lease	100%
Tianyu Shopping Center	No. 17 North Part of Yanta Road, Xi'an City	Commercial	Medium term lease	100%
Celebrity Resort Huashuiwan	Huashuiwan Town, Dayi County, Chengdu, Sichuan	Hotel	Medium term lease	100%
15-17/F, Jingxin Building	A2 Dongsanhuanbei Road, Chaoyang District, Beijing	Commercial	Medium term lease	100%
China Railway Consultation Mansion	15 Guang'an Road, Fengtai District, Beijing	Commercial	Medium term lease	100%

## 6 Material Contracts and Their Performance (continued)

### (4) Particulars of material properties (continued)

#### (ii) Property held for development and/or for selling

Name of building or project	Location	Existing land use	Site area (sq. m.)	Floor area (sq. m.)	Stage of completion	Expected completion date	Interest of the Company and subsidiaries
China Railway International Eco City Phase I	Gujiao Town, Longli County, Guizhou	Comprehensive	8,000,000	6,150,000	Under construction	2019	100%
China Railway International Eco City Phase II	Gujiao Town, Longli County, Guizhou	Comprehensive	3,000,000	5,260,000	Under construction	2022	100%
Guiyang China Railway • Yidu International	No. 1 North Part Jinyang Avenue, Jinyang District, Guiyang	Commercial, Residential	1,060,000	2,306,000	Under construction	2018	80%
Bairuijing Central Living Area	No. 586, Wuluo Road, Wuchang District, Wuhan, Hubei	Residential	528,000	1,060,000	Under construction	2015	67%
China Railway Nord Center Phase III	Zhongguancun Science Park, Sihezhuang, Huaxiang, Fengtai District, Beijing	Commercial, Financial	55,400	166,400	Under construction	2016	100%



## 7 Performance Status of Undertakings

Undertakings by the listed company or shareholders with 5% or above of the Company's shares, controlling shareholders and ultimate controller given or subsisting in the reporting period or continuing during the report period:

Undertaking Background	Type of undertaking	Undertaking Party	Contents of the undertaking	Timing and duration of undertaking	Whether there is deadline for performance	Whether duly complied	If not duly complied, describe the specific reasons	If not duly complied, describe future plans
Undertaking related to the Initial Public Offering	Dealing with the competition	CRECG	Upon the establishment of China Railway in accordance with the law, CRECG and its subsidiaries (other than China Railway) will not in any form, directly or indirectly, engage in or participate in or procure the engagement or participation in any business that competes, or is likely to compete with the core businesses of China Railway and its subsidiaries. If CRECG or its subsidiaries (other than China Railway) become(s) aware of any new business opportunity which directly or indirectly competes, or is likely to compete, with the principal businesses of China Railway, it shall notify China Railway in writing of such business opportunity immediately upon becoming aware of it, and warrants that priority and a preemptive right of first refusal in respect of the business opportunity shall be available to China Railway or its subsidiaries. If CRECG or any of its subsidiaries intends to transfer, sell, lease or license or otherwise assign to any third parties or permit them any new business opportunity, assets or interests that it may acquire in future and which may compete or is likely to compete, directly or indirectly, with the core businesses of China Railway, CRECG warrants that such business opportunity, assets or interests will first be offered to China Railway or its subsidiaries.	Nil	No	Yes	-	-

Note: On 9 July 2015, the Company received a letter of undertaking in relation to no reduction of the holding of shares of the Company from CRECG, the controlling shareholder. The letter of undertaking stated that based on its confidence in the prospects of the Company's future development and the recognition of the Company's value and in order to facilitate the continuous, stable and healthy development of the Company and to protect the interests of the shareholders of the Company, CRECG undertakes that it will not reduce its shareholding in the Company within six months commencing from 10 July 2015.

**8 Appointment and Removal of Auditors**

Not applicable

**9 Penalty and Rectification Order against the Listed Company and its Directors, Supervisors, Senior Management, Shareholders Holding 5% Shares or above of the Company, Ultimate Controller and Acquirer**

Not applicable

**10 Convertible Corporate Bonds**

Not applicable

**11 Corporate Governance**

During the reporting period, the Company's operation was carried out in accordance with relevant laws and regulations such as the Company Law, the Securities Law and the relevant regulations of the securities regulatory authorities in Hong Kong and the PRC to sustainably enhance the level of corporate governance. The shareholders' general meetings, meetings of the Board and Supervisory Committee of the Company were carried out in accordance with relevant laws and regulations. During the reporting period, one annual general meeting, one extraordinary general meeting, one class meeting of the holders of A Shares, one class meeting of the holders of H Shares, six board meetings, four supervisory committee meetings and nine board special committees meetings were convened and held. Responsibilities in all aspects were fulfilled in order to safeguard the interests of the Company and its shareholders. The operation of the Company was in compliance with relevant laws and regulations such as the Company Law, the Securities Law and the relevant regulations of the securities regulatory authorities in Hong Kong and the PRC.

**12 Other Significant Events****(1) Analysis and explanation of the Board on the reasons for and impacts of the changes in accounting policies, accounting estimates and auditing methods**

Not applicable

**(2) Analysis and explanation of the Board on the reasons for and impacts of correcting material mistakes of the prior periods**

Not applicable

**13 Compliance with Corporate Governance Code**

During the six months ended 30 June 2015, the Company had complied with all code provisions of the Corporate Governance Code set out in Appendix 14 to the Hong Kong Listing Rules.

**14 Review of Interim Financial Report**

The 2015 interim financial report of the Company prepared in accordance with Chinese Accounting Standard and International Financial Reporting Standard has not been audited. The 2015 interim financial report has been reviewed by the Board and the Audit and Risk Management Committee of the Board.

# Definition and Glossary of Technical Terms

---

1	the Company, China Railway	China Railway Group Limited
2	the Group	the Company and its subsidiaries
3	CRECG	China Railway Engineering Corporation
4	BT	“Build-Transfer” mode
5	BOT	“Build-Operate-Transfer” mode
6	PPP	“Public-Private-Partnership” mode
7	Turnout	a component used for changing the route of a train where a single track splits into two tracks. Turnout is applied in railway tracks
8	One Belt One Road	the Silk Road Economic Belt and 21st-Century Maritime Silk Road
9	Four Developing Regions	the development of West China, revitalisation of Northeast China, rise of Central China and leading position of East China
10	Three Supporting Belts	One Belt One Road, co-development of Beijing-Tianjin-Hebei and Yantze River Economic Belt
11	Seven Investment Projects	major network development in information, power grid, and oil and gas, health and nursing care, ecological and environmental protection, clean energy, food and hydrology, transportation, and oil & gas & mineral resources protection
12	Four Major Constructions	Urban rail transit, modern logistics, new industries, and increase core competitiveness in manufacturing industry

# Company Information

---

## Directors

### Executive Directors

LI Changjin (Chairman)  
YAO Guiqing

### Independent Non-executive Directors

GUO Peizhang  
WEN Baoman  
ZHENG Qingzhi  
NGAI Wai Fung

## Supervisors

LIU Chengjun (Chairman)  
LIU Jianyuan  
WANG Hongguang  
CHEN Wenxin  
FAN Jinghua

## Joint Company Secretaries

YU Tengqun  
TAM Chun Chung CPA, FCCA

## Authorised Representatives

YAO Guiqing  
TAM Chun Chung CPA, FCCA

## Audit and Risk Management Committee

ZHENG Qingzhi (Chairman)  
WEN Baoman  
NGAI Wai Fung

## Remuneration Committee

GUO Peizhang (Chairman)  
WEN Baoman  
ZHENG Qingzhi

## Strategy Committee

LI Changjin (Chairman)  
YAO Guiqing  
GUO Peizhang  
ZHENG Qingzhi

## Nomination Committee

LI Changjin (Chairman)  
GUO Peizhang  
WEN Baoman  
ZHENG Qingzhi

## Safety, Health and Environmental Protection Committee

YAO Guiqing  
GUO Peizhang  
WEN Baoman  
NGAI Wai Fung

### Registered Office

918, Block 1  
No.128 South 4th Ring Road West  
Fengtai District  
Beijing 100070  
PRC

### Principal Place of Business in Hong Kong

Unit 1201–1203  
12/F, APEC Plaza  
49 Hoi Yuen Road, Kwun Tong  
Kowloon, Hong Kong

### Auditors

#### Domestic

Deloitte Touche Tohmastu Certified Public Accountants LLP  
8/F, Tower W2  
The Towers, Oriental Plaza  
1 East Chang An Avenue  
Beijing, PRC

#### International

Deloitte Touche Tohmastu  
35/F, One Pacific Place  
88 Queensway  
Hong Kong

### Legal Advisors

#### For PRC Law

Jia Yuan Law Firm  
F407, Ocean Plaza  
158 Fuxing Men Nei Street  
Beijing 100031  
PRC

#### For Hong Kong Law

Linklaters  
10/F, Alexandra House  
Chater Road  
Hong Kong

### Shares Registrars

#### A Shares

China Securities Depository and Clearing Corporation Limited,  
Shanghai Branch  
36/F, China Insurance Building  
No.166, Lu Jia Zui Road East  
Pudong New District, Shanghai  
PRC

#### H Shares

Computershare Hong Kong Investor Services Limited  
17M Floor, Hopewell Centre  
183 Queen's Road East  
Wanchai, Hong Kong

### Listing Information

#### A Shares

Place of listing: Shanghai Stock Exchange  
Stock name: China Railway  
Stock code: 601390

#### H Shares

Place of listing: The Stock Exchange of Hong Kong Limited  
Stock name: China Railway  
Stock code: 390

### Principal Bankers

The Export-Import Bank Of China  
Industrial and Commercial Bank of China  
China Construction Bank  
Agricultural Bank of China  
Bank of China  
Bank of Communications  
China Minsheng Bank  
China Merchants Bank  
China CITIC Bank

### Company Website

<http://www.crec.cn>

# Report on Review of Condensed Consolidated Financial Statements

---

## **TO THE BOARD OF DIRECTORS OF CHINA RAILWAY GROUP LIMITED**

(a joint stock company incorporated in the People's Republic of China with limited liability)

### **Introduction**

We have reviewed the condensed consolidated financial statements of China Railway Group Limited (the "Company") and its subsidiaries (collectively referred to as the "Group") set out on pages 46 to 80, which comprise the condensed consolidated statement of financial position as of 30 June 2015 and the related condensed consolidated statement of profit or loss and other comprehensive income, statement of changes in equity and statement of cash flows for the six-month period then ended, and certain explanatory notes. The Main Board Listing Rules Governing the Listing of Securities on The Stock Exchange of Hong Kong Limited require the preparation of a report on interim financial information to be in compliance with the relevant provisions thereof and International Accounting Standard 34 "Interim Financial Reporting" ("IAS 34"). The directors of the Company are responsible for the preparation and presentation of these condensed consolidated financial statements in accordance with IAS 34. Our responsibility is to express a conclusion on these condensed consolidated financial statements based on our review, and to report our conclusion solely to you, as a body, in accordance with our agreed terms of engagement, and for no other purpose. We do not assume responsibility towards or accept liability to any other person for the contents of this report.

### **Scope of Review**

We conducted our review in accordance with Hong Kong Standard on Review Engagements 2410 "Review of Interim Financial Information Performed by the Independent Auditor of the Entity" issued by the Hong Kong Institute of Certified Public Accountants. A review of these condensed consolidated financial statements consists of making inquiries, primarily of persons responsible for financial and accounting matters, and applying analytical and other review procedures. A review is substantially less in scope than an audit conducted in accordance with Hong Kong Standards on Auditing and consequently does not enable us to obtain assurance that we would become aware of all significant matters that might be identified in an audit. Accordingly, we do not express an audit opinion.

### **Conclusion**

Based on our review, nothing has come to our attention that causes us to believe that the condensed consolidated financial statements are not prepared, in all material respects, in accordance with IAS 34.

### **Deloitte Touche Tohmatsu**

Certified Public Accountants

Hong Kong

28 August 2015

# Condensed Consolidated Statement of Profit or Loss and Other Comprehensive Income

For the six months ended 30 June 2015

	Notes	Six months ended	
		30/6/2015 RMB million (Unaudited)	30/6/2014 RMB million (Unaudited)
Revenue	3	264,518	267,380
Cost of sales		(242,987)	(247,256)
Gross profit		21,531	20,124
Other income	4	1,100	746
Other expenses	4	(3,301)	(3,126)
Other gains and losses	5	(1,657)	(756)
Selling and marketing expenses		(971)	(1,149)
Administrative expenses		(8,194)	(7,509)
Interest income	6	1,143	1,288
Interest expenses	6	(3,049)	(3,290)
Share of profits of joint ventures		59	81
Share of profits (losses) of associates		4	(82)
Profit before tax		6,665	6,327
Income tax expense	7	(2,260)	(2,028)
Profit for the period	8	4,405	4,299
<b>Other comprehensive income (expense), net of income tax</b>			
<b>Items that will not be reclassified to profit or loss:</b>			
Remeasurement of defined benefit obligations		(74)	(157)
Income tax relating to remeasurement of defined benefit obligations that will not be reclassified to profit or loss		13	28
		(61)	(129)
<b>Items that may be reclassified subsequently to profit or loss:</b>			
Exchange differences on translating foreign operations		(141)	130
Reclassification adjustments for the cumulative exchange differences included in profit or loss upon disposal of foreign operation		–	10
Fair value gain (loss) on available-for-sale financial assets		248	(19)
Reclassification adjustments for the cumulative gain included in profit or loss upon disposal of available-for-sale financial assets		(63)	(7)
Share of other comprehensive income of associates		3	2
Others		(3)	2
Income tax relating to items that may be reclassified subsequently		(33)	5
		11	123

## Condensed Consolidated Statement of Profit or Loss and Other Comprehensive Income (Continued)

For the six months ended 30 June 2015

	Notes	Six months ended	
		30/6/2015 RMB million (Unaudited)	30/6/2014 RMB million (Unaudited)
Other comprehensive expense for the period, net of income tax		(50)	(6)
Total comprehensive income for the period		4,355	4,293
Profit for the period attributable to:			
Owners of the Company		4,577	4,061
Holders of perpetual notes		227	–
Non-controlling interests		(399)	238
		4,405	4,299
Total comprehensive income for the period attributable to:			
Owners of the Company		4,525	4,060
Holders of perpetual notes		227	–
Non-controlling interests		(397)	233
		4,355	4,293
		RMB	RMB
Earnings per share (Basic)	10	0.215	0.191



# Condensed Consolidated Statement of Financial Position

At 30 June 2015

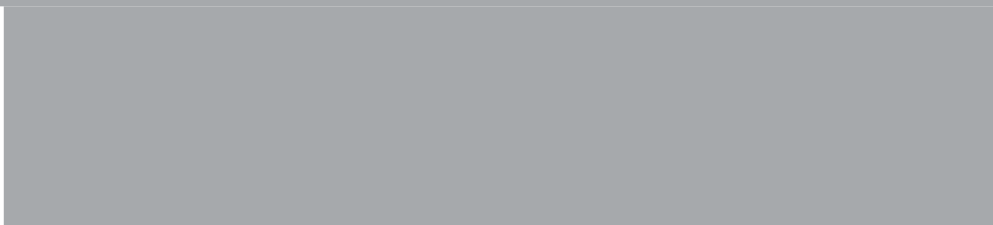


	Notes	30/6/2015 RMB million (Unaudited)	31/12/2014 RMB million (Audited)
<b>ASSETS</b>			
<b>Non-current assets</b>			
Property, plant and equipment	11	48,074	48,166
Deposits for acquisition of property, plant and equipment		875	732
Lease prepayments		8,716	8,795
Deposits for land use rights		179	178
Deposits for investments		107	221
Investment properties		2,638	2,688
Intangible assets	12	35,534	34,621
Mining assets		5,563	5,228
Interests in joint ventures		2,451	2,206
Interests in associates		4,335	4,184
Goodwill		829	829
Available-for-sale financial assets		8,101	8,787
Other loans and receivables		9,424	8,100
Deferred tax assets		4,535	4,281
Other prepayments		220	202
Trade and other receivables	14	7,914	8,135
		<b>139,495</b>	<b>137,353</b>
<b>Current assets</b>			
Lease prepayments		214	223
Properties held for sale		23,470	23,376
Properties under development for sale	13	73,548	70,986
Inventories		46,101	44,955
Available-for-sale financial assets		1,955	1,733
Trade and other receivables	14	228,569	219,758
Amounts due from customers for contract work	15	110,145	102,200
Current income tax recoverable		1,247	701
Other loans and receivables		7,728	4,130
Held-for-trading financial assets		109	109
Restricted cash		5,968	8,675
Cash and cash equivalents		61,318	68,679
		<b>560,372</b>	<b>545,525</b>
<b>Total assets</b>		<b>699,867</b>	<b>682,878</b>

	Notes	30/6/2015 RMB million (Unaudited)	31/12/2014 RMB million (Audited)
<b>EQUITY</b>			
Share capital	16	21,300	21,300
Share premium and reserves		77,705	74,170
Equity attributable to owners of the Company		99,005	95,470
Perpetual notes	17	11,946	3,080
Non-controlling interests		9,973	10,344
<b>Total equity</b>		<b>120,924</b>	<b>108,894</b>
<b>LIABILITIES</b>			
<b>Non-current liabilities</b>			
Other payables	18	954	782
Borrowings	19	95,318	93,655
Obligations under finance lease		1,578	1,690
Retirement and other supplemental benefit obligations		3,946	3,972
Provisions		260	260
Deferred government grants		1,532	1,382
Deferred tax liabilities		1,179	1,103
		104,767	102,844
<b>Current liabilities</b>			
Trade and other payables	18	353,229	355,193
Amounts due to customers for contract work	15	18,383	20,957
Current income tax liabilities		2,448	3,861
Borrowings	19	98,984	89,259
Obligations under finance lease		411	756
Financial guarantee contracts		1	1
Retirement and other supplemental benefit obligations		438	551
Provisions		49	258
Held-for-trading financial liabilities		233	304
		474,176	471,140
<b>Total liabilities</b>		<b>578,943</b>	<b>573,984</b>
<b>Total equity and liabilities</b>		<b>699,867</b>	<b>682,878</b>
<b>Net current assets</b>		<b>86,196</b>	<b>74,385</b>
<b>Total assets less current liabilities</b>		<b>225,691</b>	<b>211,738</b>

# Condensed Consolidated Statement of Changes in Equity

For the six months ended 30 June 2015

---

A large rectangular area of the table is completely redacted with a solid grey fill.A rectangular area of the table is completely redacted with a solid grey fill.A wide horizontal bar of the table is completely redacted with a solid grey fill.A rectangular area of the table is completely redacted with a solid grey fill.A large rectangular area of the table is completely redacted with a solid grey fill.A vertical rectangular area of the table is completely redacted with a solid grey fill.

# Condensed Consolidated Statement of Cash Flows

For the six months ended 30 June 2015

	Notes	30/6/2015 RMB million (Unaudited)	30/6/2014 RMB million (Unaudited)
<b>Net cash used in operating activities</b>		<b>(16,424)</b>	<b>(7,577)</b>
<b>Net cash used in investing activities</b>			
Additions of property, plant and equipment		(2,790)	(3,051)
Deposits for acquisition of property, plant and equipment		(498)	(424)
Disposal of property, plant and equipment		60	142
Deposits paid for land use rights		–	(75)
Additions of lease prepayments		(26)	(645)
Additions of intangible assets		(1,136)	(64)
Additions of mining assets		(377)	–
Acquisition of subsidiaries	20	(113)	–
Disposal of subsidiaries	21	14	–

## Condensed Consolidated Statement of Cash Flows (Continued)

For the six months ended 30 June 2015

Notes	30/6/2015 RMB million (Unaudited)	30/6/2014 RMB million (Unaudited)
<b>Net cash from financing activities</b>		
Disposal of non-controlling interests in a subsidiary	749	–
Acquisition of additional interests in subsidiaries	(2)	(15)
Issue of perpetual notes	8,958	–
Capital contributions from non-controlling shareholders of subsidiaries	91	292
Net proceeds from issue of debentures	3,391	749
Repayment of debentures	(1,300)	–
New bank borrowings	55,139	55,520
Repayment of bank borrowings	(48,924)	(46,392)
New other borrowings	4,168	10,630
Repayment of other borrowings	(3,140)	(868)
Interests paid	(5,470)	(6,029)
Repayments of obligations under finance leases	(458)	(148)
Dividends paid to non-controlling shareholders of subsidiaries	(144)	(195)
Dividends paid to owners of the Company	(1,660)	–
Dividends paid to holders of perpetual notes	(29)	–
	<b>11,369</b>	<b>13,544</b>
<b>Net decrease in cash and cash equivalents</b>	<b>(7,429)</b>	<b>(3,935)</b>
<b>Effect of foreign exchange rate changes</b>	<b>68</b>	<b>28</b>
<b>Cash and cash equivalents at the beginning of the period</b>	<b>68,679</b>	<b>75,658</b>
<b>Cash and cash equivalents at the end of the period</b>	<b>61,318</b>	<b>71,751</b>

# Notes to the Condensed Consolidated Financial Statements

For the six months ended 30 June 2015

---

## 1. Basis of Preparation

The condensed consolidated financial statements have been prepared in accordance with International Accounting Standard (“IAS”) 34 “Interim Financial Reporting” as well as with the applicable disclosure requirements of Appendix 16 to the Rules Governing the Listing of Securities on The Stock Exchange of Hong Kong Limited.

## 2. Principal Accounting Policies

The condensed consolidated financial statements have been prepared on the historical cost basis except for certain financial instruments which are measured at fair values.

The accounting policies and methods of computation used in the condensed consolidated financial statements for the six months ended 30 June 2015 are the same as those in the preparation of the Group’s annual financial statements for the year ended 31 December 2014.

## 3. Segment Information

The Group’s reportable and operating segments are as follows:

- (i) Construction of railways, highways, bridges, tunnels, metropolitan railways (including subways and light railways), buildings, irrigation works, hydroelectricity projects, ports, docks, airports and other municipal works (“Infrastructure construction”);
- (ii) Survey, design, consulting, research and development, feasibility study and compliance certification services with respect to infrastructure construction projects (“Survey, design and consulting services”);
- (iii) Design, research and development, manufacture and sale of turnouts and other railway related equipment and materials, steel structures and engineering machinery (“Engineering equipment and component manufacturing”);
- (iv) Development, sale and management of residential and commercial properties (“Property development”); and
- (v) Mining, merchandise trading and other ancillary business (“Other businesses”).

Inter-segment revenue is charged at cost plus a percentage of mark up.

## Notes to the Condensed Consolidated Financial Statements (Continued)

For the six months ended 30 June 2015

### 3. Segment Information (continued)

The segment information regarding the Group's operating segments is presented below.

#### Segment revenues and results

The following is an analysis of the Group's revenue and results by reportable segments:

	Infrastructure construction RMB million	Survey, design and consulting services RMB million	Engineering equipment and component manufacturing RMB million	Property development RMB million	Other businesses RMB million	Total segments RMB million
<b>Six months ended 30 June 2015</b>						
External revenue	236,119	5,199	6,124	8,169	17,177	272,788
Inter-segment revenue	2,487	370	704	–	2,956	6,517
Other operating income	1,704	27	48	139	75	1,993
Inter-segment other operating income	299	–	–	–	112	411
Segment revenue	240,609	5,596	6,876	8,308	20,320	281,709
Segment results						
Profit (loss) before tax	7,997	573	427	490	(947)	8,540
Segment results included:						
Share of profits of joint ventures	18	–	21	–	20	59
Share of profits (losses) of associates	56	–	–	(5)	(47)	4
Interest income	1,539	26	24	82	165	1,836
Interest expenses	(1,854)	(86)	(91)	(406)	(1,255)	(3,692)
<b>Six months ended 30 June 2014</b>						
External revenue	228,143	4,433	6,454	10,470	26,195	275,695
Inter-segment revenue	2,548	208	761	–	2,214	5,731
Other operating income	1,104	53	186	77	207	1,627
Inter-segment other operating income	–	–	–	–	238	238
Segment revenue	231,795	4,694	7,401	10,547	28,854	283,291
Segment results						
Profit before tax	5,387	312	440	1,278	915	8,332
Segment results included:						
Share of profits (losses) of joint ventures	61	(3)	18	–	5	81
Share of losses of associates	(38)	(25)	–	–	(19)	(82)
Interest income	1,425	16	6	178	115	1,740
Interest expenses	(2,078)	(69)	(97)	(245)	(1,257)	(3,746)

**3. Segment Information (continued)****Segment revenues and results (continued)**

A reconciliation of the amounts presented for reportable segments to the condensed consolidated financial statements is as follows:

	Six months ended	
	30/6/2015	30/6/2014
	RMB million	RMB million
Segment revenue	281,709	283,291
Inter-segment elimination	(6,928)	(5,969)
Reconciling items:		
Reclassification of sales tax (note (a))	(8,270)	(8,315)
Reclassification of other operating income (note (b))	(1,993)	(1,627)
Total consolidated revenue, as reported	264,518	267,380
Segment interest income	1,836	1,740
Inter-segment elimination	(693)	(452)
Total consolidated interest income, as reported	1,143	1,288
Segment interest expenses	3,692	3,746
Inter-segment elimination	(643)	(456)
Total consolidated interest expenses, as reported	3,049	3,290
Segment results	8,540	8,332
Inter-segment elimination	(2,043)	(2,254)
Reconciling item:		
Land appreciation tax (note (c))	168	249
Total consolidated profit before tax, as reported	6,665	6,327

Notes:

- (a) Sales tax is included in operating expenses under segment reporting and is classified as a reduction against revenue in the condensed consolidated statement of profit or loss and other comprehensive income.
- (b) Other operating income is included in revenue under segment reporting and is classified as other income in the condensed consolidated statement of profit or loss and other comprehensive income.
- (c) Land appreciation tax is included in operating expenses under segment reporting and is classified as income tax expense in the condensed consolidated statement of profit or loss and other comprehensive income.



**3. Segment Information (continued)****Segment assets and liabilities**

The following is an analysis of the Group's assets and liabilities by reportable segments:

**Segment assets**

	30/6/2015 RMB million	31/12/2014 RMB million
Infrastructure construction	487,766	486,974
Survey, design and consulting services	14,623	13,145
Engineering equipment and component manufacturing	26,102	24,908
Property development	133,784	130,379
Other businesses	145,472	139,356
<b>Total segment assets</b>	<b>807,747</b>	<b>794,762</b>

**Segment liabilities**

	30/6/2015 RMB million	31/12/2014 RMB million
Infrastructure construction	429,122	434,299
Survey, design and consulting services	9,276	8,057
Engineering equipment and component manufacturing	17,862	16,958
Property development	114,871	109,347
Other businesses	113,957	113,985
<b>Total segment liabilities</b>	<b>685,088</b>	<b>682,646</b>

For the purposes of monitoring segment performances and allocating resources between segments:

- all assets are allocated to operating segments other than deferred tax assets and current income tax recoverable excluding prepaid land appreciation tax which is allocated to operating segments; and
- all liabilities are allocated to operating segments other than deferred tax liabilities and current income tax liabilities excluding land appreciation tax payable which is allocated to operating segments.

**3. Segment Information (continued)****Segment assets and liabilities (continued)**

A reconciliation of the amounts presented for reportable segments to the condensed consolidated financial statements is as follows:

	30/6/2015 RMB million	31/12/2014 RMB million
Segment assets	807,747	794,762
Inter-segment elimination	(113,438)	(116,618)
Reconciling items:		
Deferred tax assets	4,535	4,281
Shares conversion scheme of subsidiaries (note (d))	(163)	(170)
Current income tax recoverable	1,247	701
Prepaid land appreciation tax included in current income tax recoverable	(61)	(78)
Total consolidated assets, as reported	699,867	682,878
Segment liabilities	685,088	682,646
Inter-segment elimination	(109,439)	(112,998)
Reconciling items:		
Deferred tax liabilities	1,179	1,103
Current income tax liabilities	2,448	3,861
Land appreciation tax payable included in current income tax liabilities	(333)	(628)
Total consolidated liabilities, as reported	578,943	573,984

Note:

- (d) Loss on shares conversion scheme of subsidiaries is recorded in segment assets in segment reporting and is adjusted to other gains and losses in the consolidated statement of profit or loss and other comprehensive income in prior years.

## Notes to the Condensed Consolidated Financial Statements (Continued)

For the six months ended 30 June 2015

### 4. Other Income and Expenses

	Six months ended	
	30/6/2015	30/6/2014
	RMB million	RMB million
Other income from:		
Dividend income	113	44
Government subsidies (note (a))	165	142
Compensation income	4	18
Relocation compensation	36	7
Income from sundry operations (note (b))	658	436
Others	124	99
	<b>1,100</b>	<b>746</b>
Other expenses on:		
Research and development expenditure	3,301	3,126

Notes:

- (a) Government subsidies relating to expenses include various government subsidies received by the group entities from the relevant government bodies in connection with enterprise expansion, technology advancement, environmental protection measures enhancement, product development, etc. All subsidies were recognised at the time when the Group fulfilled the relevant criteria and the related expenses were incurred.

Government subsidies relating to assets include government subsidies obtained by the group entities in relation to the acquisition of property, plant and equipment, which were included in the condensed consolidated statement of financial position as deferred government grants and credited to profit or loss on a straight-line basis over the expected useful lives of the relevant assets.

- (b) The balances comprise profits from sundry operations incidental to the main revenue-generating activities of the Group including sales of materials, rental income, transportation income, hotel operation income, etc.

## 5. Other Gains and Losses

	Six months ended	
	30/6/2015	30/6/2014
	RMB million	RMB million
Gain (loss) on disposal and/or write-off of:		
Property, plant and equipment	(34)	(10)
Lease prepayments	1	–
Investment properties	3	–
Intangible assets	–	(2)
Held for trading financial assets	4	2
Available-for-sale financial assets	6	10
Cumulative gain on disposal of available-for-sale financial assets	63	7
Impairment loss on mining assets	(121)	–
Impairment loss (recognised) reversed on financial assets:		
Available-for-sale financial assets	–	(11)
Trade and other receivables	(1,713)	(313)
Other loans and receivables	(2)	6
Gain (loss) arising on change in fair value of financial assets/liabilities classified as held-for-trading	8	(88)
Gain on disposal of subsidiaries (Note 21)	4	11
Loss on disposal of interest in a joint venture	–	(222)
Excess of fair value of the previously-held investment	4	–
Foreign exchange gains (losses), net	120	(146)
	(1,657)	(756)

## Notes to the Condensed Consolidated Financial Statements (Continued)

For the six months ended 30 June 2015

### 6. Interest Income and Expenses

	Six months ended	
	30/6/2015	30/6/2014
	RMB million	RMB million
Interest income from:		
Cash and cash equivalents and restricted cash	453	567
Imputed interest income on retention receivables	613	553
Other loans and receivables	77	168
Total interest income	1,143	1,288
Interest expenses on:		
Bank borrowings:		
Wholly repayable within five years	3,172	3,514
Not wholly repayable within five years	658	654
Short-term debentures	6	–
Long-term debentures	882	953
Other long-term borrowings	400	488
Other short-term borrowings	97	62
Finance leases	39	25
	5,254	5,696
Imputed interest expenses on retention payables	67	69
Imputed interest expenses on defined benefit obligations	53	104
Bank charges	45	16
Total borrowing costs	5,419	5,885
Less: amount capitalised	(2,370)	(2,595)
Total interest expenses	3,049	3,290

### 7. Income Tax Expense

	Six months ended	
	30/6/2015	30/6/2014
	RMB million	RMB million
Current tax		
Enterprise Income Tax (“EIT”)	2,304	1,832
Land Appreciation Tax (“LAT”)	167	249
(Overprovision) underprovision in prior years	(13)	29
Deferred tax	(198)	(82)
	2,260	2,028

**7. Income Tax Expense (continued)**

The majority of the entities in the Group are located in Mainland China. Pursuant to the relevant laws and regulations, the statutory EIT rate of 25% (six months ended 30 June 2014: 25%) is applied to the Group except for certain subsidiaries which were either exempted from EIT or entitled to the preferential tax rate of 12.5%, 15% or 20% (six months ended 30 June 2014: 12.5%, 15% or 20%) during the current interim period.

The provision of LAT is estimated according to the requirements set forth in the relevant PRC tax laws and regulations. LAT has been provided at ranges of progressive rates of the appreciation value, with certain allowable exemptions and deductions.

**8. Profit for the Period**

Profit for the period has been arrived at after charging (crediting):

	Six months ended	
	30/6/2015	30/6/2014
	RMB million	RMB million
Depreciation and amortisation of:		
Property, plant and equipment	2,968	2,863
Lease prepayments	112	99
Investment properties	66	55
Intangible assets (included in administrative expenses)	23	20
Intangible assets (included in cost of sales)	301	282
Mining assets (included in cost of sales)	31	19
Total depreciation and amortisation	3,501	3,338
Allowance reversed for foreseeable loss on construction contracts	--	(9)
Employee benefits expense:		
Contributions payable to state-managed retirement plans	2,004	1,848
Contributions payable to supplementary pension plans	124	108

**9. Dividend**

On 18 May 2015, final dividend of RMB0.078 per share in respect of the year ended 31 December 2014, amounting to RMB1,660 million in aggregate, was declared and subsequently paid in June 2015.

The final dividend of RMB0.066 per share in respect of the year ended 31 December 2013, amounting to RMB1,406 million in aggregate, was declared on 26 June 2014 and subsequently paid in August 2014.

The directors of the Company (the "Directors") do not recommend the payment of an interim dividend for the current interim period (six months ended 30 June 2014: nil).

## 10. Earnings Per Share

Basic earnings per share for the six months ended 30 June 2015 is calculated by dividing the profit attributable to owners of the Company of RMB4,577 million (six months ended 30 June 2014: RMB4,061 million) by 21,299,900,000 shares (six months ended 30 June 2014: 21,299,900,000 shares) in issue during the period.

No diluted earnings per share are presented as there are no potential ordinary shares outstanding during both periods.

## 11. Movements in Property, Plant and Equipment

During the current interim period, the Group incurred costs for construction in progress of RMB1,026 million (six months ended 30 June 2014: RMB1,195 million) and acquired buildings at a cost of RMB206 million (six months ended 30 June 2014: RMB173 million), infrastructure construction equipment at a cost of RMB1,080 million (six months ended 30 June 2014: RMB974 million), transportation equipment at a cost of RMB385 million (six months ended 30 June 2014: RMB481 million), manufacturing equipment at a cost of RMB62 million (six months ended 30 June 2014: RMB110 million), testing equipment and instruments at a cost of RMB92 million (six months ended 30 June 2014: RMB111 million), and other equipment at a cost of RMB142 million (six months ended 30 June 2014: RMB179 million) for the purpose of expanding the Group's business.

Bank borrowings amounting to RMB223 million (31 December 2014: RMB294 million) are secured by certain property, plant and equipment with an aggregate carrying amount of RMB299 million (31 December 2014: RMB521 million) (see Note 19).

The Group is in the process of applying for the title certificates for certain of its buildings with an aggregate carrying amount of RMB1,405 million (31 December 2014: RMB1,262 million) as at 30 June 2015. The Directors are of the opinion that the Group is entitled to lawfully and validly occupy or use these buildings.

## 12. Intangible Assets

During the current interim period, addition to intangible assets amounting to RMB1,246 million (six months ended 30 June 2014: RMB66 million), which comprised construction costs of toll road under service concession arrangements of RMB1,169 million (six months ended 30 June 2014: Nil), construction costs of Public-Rent-House under service concession arrangements of RMB34 million (six months ended 30 June 2014: RMB50 million), computer software of RMB17 million (six months ended 30 June 2014: RMB16 million) and other intangible assets of RMB26 million (six months ended 30 June 2014: Nil).

The rights in respect of toll road income under eight (31 December 2014: eight) concession agreements with an aggregate carrying amount of RMB31,273 million (31 December 2014: RMB31,560 million) are pledged to obtain bank borrowings amounting to RMB18,718 million (31 December 2014: RMB19,100 million) (see Note 19).

## 13. Properties Under Development for Sale

As at 30 June 2015, properties under development for sale amounting to RMB24,811 million (31 December 2014: RMB23,175 million) have been pledged to secure bank borrowings amounting to RMB11,090 million (31 December 2014: RMB10,621 million).

#### 14. Trade and other Receivables

The majority of the Group's revenue is generated through construction projects and settlement is made in accordance with the terms specified in the contracts governing the relevant transactions. For sales of products, a credit period of 180 days is normally granted to large or long-established customers with good repayment history. Receivables from small, new or short-term customers are normally expected to be settled shortly after provision of services or delivery of goods.

	30/6/2015 RMB million	31/12/2014 RMB million
Trade and bills receivables	169,931	161,623
Less: impairment	(3,403)	(3,108)
	166,528	158,515
Other receivables (net of impairment)	39,242	37,738
Advance to suppliers (net of impairment)	30,713	31,640
	236,483	227,893
Less: Amount due after one year included in non-current assets	(7,914)	(8,135)
	228,569	219,758

Included in trade and bills receivables are retention receivables of RMB54,838 million (31 December 2014: RMB53,336 million). Retention receivables are interest-free and recoverable at the end of the retention period of the respective construction contract. The Group's normal operating cycle with respect to this construction contract is usually more than one year.

The following is an aged analysis of trade and bills receivables net of allowance for doubtful debts at the reporting date, based on invoice date:

	30/6/2015 RMB million	31/12/2014 RMB million
Less than six months	87,078	79,673
Six months to one year	31,068	26,318
One year to two years	25,083	30,220
Two years to three years	12,795	12,582
More than three years	10,504	9,722
	166,528	158,515

Included in trade and bills receivables are bills discounted with recourse amounting to RMB13 million (31 December 2014: RMB25 million) to obtain bank borrowings amounting to RMB13 million (31 December 2014: RMB25 million). (See Note 19) The Group continues to recognise the full carrying amount of the bills receivables discounted and has recognised the cash received as secured bank borrowings.

Trade receivables of RMB1,696 million (31 December 2014: RMB2,438 million) and RMB682 million (31 December 2014: RMB691 million) were pledged or factored to secure bank borrowings amounting to RMB887 million (31 December 2014: RMB2,069 million) and other long-term borrowings amounting to RMB172 million (31 December 2014: RMB172 million). (See Note 19)



## Notes to the Condensed Consolidated Financial Statements (Continued)

For the six months ended 30 June 2015

### 15. Amounts Due from (to) Customers for Contract Work

	30/6/2015 RMB million	31/12/2014 RMB million
Contract costs incurred plus recognised profits less recognised losses	2,833,798	2,638,177
Less: progress billings	(2,742,036)	(2,556,934)
	91,762	81,243
Analysed for reporting purpose as:		
Amounts due from contract customers	110,145	102,200
Amounts due to contract customers	(18,383)	(20,957)
	91,762	81,243

### 16. Share Capital

	At 1 January 2014, 31 December 2014 and 30 June 2015 Number of shares '000	At 1 January 2014, 31 December 2014 and 30 June 2015 Nominal value RMB million
Registered capital		
A Shares of RMB1.00 each	17,092,510	17,093
H Shares of RMB1.00 each	4,207,390	4,207
	21,299,900	21,300
Issued and fully paid		
A Shares of RMB1.00 each	17,092,510	17,093
H Shares of RMB1.00 each	4,207,390	4,207
	21,299,900	21,300

## 17. Perpetual Notes

The Company issued the first tranche, the second tranche and the third tranche of perpetual notes on 1 July 2014, 21 January 2015 and 11 June 2015 with a total principal amount of RMB3 billion, RMB4 billion and RMB3 billion respectively. In addition the Company issued the first tranche of private perpetual notes on 3 April 2015 with a total principal amount of RMB2 billion.

The notes will have a perpetual term until redemption by the Company in accordance with the terms of issuance, and will mature at the redemption by the Company. At the fifth and thereafter each interest payment date, the Company has the right to redeem the notes with principal amount plus all deferred interests.

As long as the compulsory interest payment events have not occurred, the Company has the right to choose the deferred interests payment at each coupon date to the next without times limit of deferral, which does not cause the Company for breach of contract. The compound interests will be charged to the deferred interests by the interest rate of the deferred period.

The Company could not defer current interests and all deferred interests before 12 months of the interest payment date when below compulsory interest payment events occur:

- to declare and pay dividend to ordinary shareholders;
- to decrease share capital.

These perpetual notes do not have specific maturity. The Company has the right to defer interests or to redeem the notes. The Company does not have the contractual obligation to deliver cash or other financial assets to other parties. So the perpetual notes are recognised as an equity.

As at 30 June 2015, the interest of certain perpetual notes of RMB6 million (31 December 2014: RMB98 million) for the period was not accrued because the compulsory interest payment events have not occurred.

During the current interim period, the dividends of certain perpetual notes of RMB319 million (six months ended 30 June 2014: Nil) for the period was declared because the compulsory interest payment event has occurred.

## 18. Trade and Other Payables

	30/6/2015 RMB million	31/12/2014 RMB million
Trade and bills payables	237,216	245,447
Advance from customers	63,809	59,788
Accrued payroll and welfare	2,732	2,741
Other taxes	9,355	9,447
Deposit received in advance	144	148
Dividend payables	449	61
Other payables	40,478	38,343
	<b>354,183</b>	<b>355,975</b>
Analysed for reporting purposes as:		
Non-current	954	782
Current	353,229	355,193
	<b>354,183</b>	<b>355,975</b>

The credit period on purchases of goods ranges from 180 days to 360 days. Included in trade and bills payables are retention payables of RMB5,550 million (31 December 2014: RMB5,292 million). Retention payables are interest-free and payable at the end of the retention period of the respective construction contract. The Group's normal operating cycle with respect to the construction contract is usually more than one year.

The balances of other payables mainly include payments made by the third parties on behalf of the Group, guarantee money payables and others.

The following is an aged analysis of trade and bills payables at the reporting date, based on invoice date:

	30/6/2015 RMB million	31/12/2014 RMB million
Less than one year	206,669	215,448
One year to two years	18,394	18,811
Two years to three years	6,648	5,764
More than three years	5,505	5,424
	<b>237,216</b>	<b>245,447</b>

## 19. Borrowings

	30/6/2015 RMB million	31/12/2014 RMB million
Bank borrowings:		
Secured	36,767	37,261
Unsecured	100,231	93,522
	136,998	130,783
Short-term debentures, unsecured	2,400	–
Long-term debentures, unsecured	35,849	36,091
Other short-term borrowings, unsecured	6,853	8,348
Other short-term borrowings, secured	–	500
Other long-term borrowings, unsecured	12,030	7,120
Other long-term borrowings, secured	172	72
	194,302	182,914
Analysed for reporting purposes:		
Non-current	95,318	93,655
Current	98,984	89,259
	194,302	182,914

On 14 May 2015, a wholly owned subsidiary of the Group, China Railway Resources Group Co., Ltd., issued the first tranche of the private placement note, which was included in “long-term debentures, unsecured”, of a principal amount of RMB1,000 million with a maturity date of 14 May 2018. The note bears interest at a fixed rate of 6.40% per annum. Interest is payable annually in arrears.

Bank borrowings carry interest at rates ranging from 1.33% to 9.00% (31 December 2014: 1.53% to 10%) per annum.

Short-term debentures were issued at fixed rates ranging from 4.25% to 4.50% (31 December 2014: Nil) per annum.

Other short-term borrowings carry interest at variable rates ranging from 5.00% to 10.50% (31 December 2014: 5.00% to 11.5%) per annum.

Long-term debentures were issued at fixed rates ranging from 3.85% to 7.20% (31 December 2014: 3.85% to 7.20%) per annum.

Other long-term borrowings carry interest at fixed or variable rates ranging from 5.54% to 10.50% (31 December 2014: 6.15% to 10.50%) per annum.

Saved as disclosed in other notes to the condensed consolidated financial statements, the Group also pledged the following as securities of its borrowings.

As at 30 June 2015, the Group pledged its rights to collect cash flows in relation to certain backlog construction projects with contract value of RMB10,208 million (31 December 2014: RMB10,325 million) to secure bank borrowings amounting to RMB5,836 million (31 December 2014: RMB5,277 million).

**20. Acquisition of Subsidiaries****(a) Acquisition of business**

During the current interim period, in order to continue the expansion of the Group's activities, the Group performed the following acquisition. The Group held 50% interest in R - C ; e £ ê ¢ " a , ® ! ("Baoji Baodeli") before this acquisition.

	Principal activity	Date of acquisition	Proportion of shares acquired (%)	Consideration transferred RMB million
R - C ; e £ ê ¢ " a , ® ! Baoji Baodeli Electrification Equipment Co., Ltd ("Baoji Baodeli")	Manufacturing	30/06/2015	45	106
				106

**Consideration transferred**

	RMB million
Cash	50
Carrying amount of previously-held investment	52
Excess of fair value of the previously-held investment	4
Total	106

**Assets acquired and liabilities recognised at the date of acquisition**

	Baoji Baodeli RMB Million
<b>Current assets</b>	
Cash and cash equivalents	36
Trade and other receivables	203
Inventories	72
<b>Non-current assets</b>	
Intangible assets	1
Property, plant and equipment	18
<b>Current liabilities</b>	
Trade payables	(218)
	112
Net assets acquired	106
Non-controlling interests	6
Total	112

**20. Acquisition of Subsidiaries (continued)****(a) Acquisition of business (continued)****Bargain purchase gains arising on acquisition**

	RMB Million
Consideration transferred	106
Plus: non-controlling interests	6
Less: fair value for identifiable net assets acquired	(112)
	<hr/>
Bargain purchase gains arising on acquisition	–

**Net cash outflows on acquisition of subsidiaries**

	RMB million
Consideration paid in cash	(50)
Less: cash and cash equivalent balances acquired	36
	<hr/>
	(14)

**(b) Acquisition of assets through acquisition of subsidiaries**

During the current interim period, the Group acquired certain assets through acquisition of a 51% interest in 海南鸿安 (‘‘Hainan Hongan’’) for a consideration of RMB37 million and a 51% interest in 海南盛安 (‘‘Hainan Shengan’’) for a consideration of RMB62 million. The acquisitions were accounted for as acquisition of assets and liabilities as the subsidiaries are not businesses.

The carrying amounts of net assets acquired are as follows:

	Hainan Hongan RMB million	Hainan Shengan RMB million	Total RMB million
Fair value of net assets acquired:			
Properties under development for sale	74	129	203
Trade and other receivables	3	4	7
Trade and other payables	(5)	(12)	(17)
	<hr/>		
Net assets acquired	72	121	193
Non-controlling interests	(35)	(59)	(94)
	<hr/>		
	37	62	99

**Net cash outflows arising from acquisitions**

	Hongan RMB million	Sheng an RMB million	Total RMB million
Consideration paid in cash	(37)	(62)	(99)
Less: cash and cash equivalent balances acquired	–	–	–
	<hr/>		
Total	(37)	(62)	(99)

**21. Disposal of Subsidiaries**

During the current interim period, the Group disposed of its entire equity interest in 上海浦东机场建设发展有限公司 (a wholly-owned subsidiary of the Company) for a total consideration of RMB14 million.

**Consideration received**

	RMB million
Consideration received in cash and cash equivalents	14

**Analysis of asset and liabilities over which control was lost**

	RMB million
<b>Current assets</b>	
Properties under development for sale	619
Other current assets	18
<b>Current liabilities</b>	
Trade and other payables	(627)
Net assets disposed of	10

**Gain on disposal of a subsidiary**

	RMB million
Consideration received	14
Net assets disposed of	(10)
Gain on disposal	4

**Net cash inflow on disposal of a subsidiary**

	RMB million
Consideration received in cash and cash equivalents	14
Less: cash and cash equivalent balances disposed of	-
Net cash inflow on disposal	14

During the prior interim period, the Group disposed of its entire interests in 上海浦东机场建设发展有限公司 (a non-wholly owned subsidiary of the Company) and 上海浦东机场建设发展有限公司 (a non-wholly owned subsidiary of the Company) for a total consideration of RMB3 million.





## Notes to the Condensed Consolidated Financial Statements (Continued)

For the six months ended 30 June 2015

### 22. Contingent Liabilities

	30/6/2015 RMB million	31/12/2014 RMB million
Pending lawsuits		
– arising in the ordinary course of business (note (a))	934	680
– overseas lawsuits (note (b) & note (c))	854	854
	1,788	1,534

Notes:

- (a) The Group has been named in a number of lawsuits arising in the ordinary course of business. Provision has been made for the probable losses to the Group on those claims when management can reasonably estimate the outcome of the lawsuits taking into account of the legal advice.

No provision has been made for those pending lawsuits where the management considered that the claims will not be successful. The aggregate sum of those unprovided claims is disclosed in the table above.

- (b) Two subsidiaries of the Group, China Overseas Engineering Group Co., Ltd. (“COVEC”) and China Railway Tunnel Group Co., Ltd., established a consortium (the “Consortium”) with another two independent parties in 2009 for the design and construction of certain sections of the A2 motorway Stryków – Konotopa, which is owned by the Polish General Directorate for National Roads and Motorways in Poland (“PGDNRM”). The Group’s share of the total contract amount and performance bond are approximately Polish Zloty (“PLN”) 1,160 million (equivalent to approximately USD402 million or RMB2,741 million) and PLN116 million (equivalent to approximately USD40 million or RMB274 million), respectively. During the construction work, the construction contract incurred losses due to various factors. The Consortium sent termination notices dated 3 June 2011 to PGDNRM and PGDNRM sent termination notices dated 13 June 2011 to the Consortium.

On 29 September 2011, PGDNRM applied to the Poland Warsaw District Court for a payment order demanding COVEC, Poland branch of COVEC and another independent party in the Consortium collectively or individually for penalties and interests of an aggregate amount of PLN129 million (equivalent to approximately USD42 million or RMB263 million), whereas all parties in the Consortium bear liabilities joint and severally. The lawyer of the Consortium then raised an objection to the payment order and the payment order became void under Polish law. The relevant parties have since commenced to resolve the matter in dispute under litigation procedures.

In 2014, the Consortium began to settle the above case through the negotiation with PGDNRM by coordination of relevant parties. The Consortium withdrew the protective measures of the performance bond and agreed the banks to pay the Group’s performance bond of PLN116 million (equivalent to approximately RMB209 million) to PGDNRM at the beginning of 2015, which had been recognised in the Group’s consolidated financial statements for the year ended 31 December 2014.

In April 2015, the Consortium paid interest expense on performance bonds to PGDNRM amounting to PLN52 million (equivalent to approximately RMB93 million) resulting in a loss recognised in the Group’s condensed consolidated financial statements for the six months ended 30 June 2015.

On 25 February 2015, the Poland Warsaw District Court decided to suspend the lawsuit procedure due to the amicable motion of all parties. There is no significant progress up to the date of issuance of the condensed consolidated financial statements. At this stage, the Directors consider it premature to assess the outcome of this case.

**22. Contingent Liabilities (continued)**

Notes: (continued)

- (c) Exploitations Artisanales Au Congo ("EXACO") was a former shareholder of La Miniere De Kalumbwe Myunga sprl ("MKM"), an indirectly owned subsidiary of the Company. As at 30 August 2011, EXACO had disposed of its entire interests in MKM. In November 2012, EXACO was of the view that MKM and China Railway Resources Global Holding Limited ("CRRG") (which is also an indirectly owned subsidiary of the Company and the controlling shareholder of MKM) breached relevant terms and other relevant obligations pursuant to the undertakings under the initial agreement signed before the share transfer agreement. EXACO applied to the Congo district court for a compensation of their losses amounting to USD136 million (equivalent to approximately RMB829 million).

MKM and CRRG had raised objection to the jurisdiction of the local courts according to the relevant arbitration clause. Until November 2013, although MKM and CRRG did not receive the verdict, MKM and CRRG filed an appeal with the Lubumbashi Court of Appeal on 26 November 2013 due to prudent consideration and the needs to push the case on. And when the Lubumbashi Court of Appeal ordered certiorari from the local court, MKM and CRRG found that the local court made a judgment to MKM and CRRG for a total of USD31 million compensation (equivalent to approximately RMB189 million) on 8 February 2013. MKM and CRRG appealed to the Supreme Court for the fraud of the presiding judge of the local court existing in the above case. On 23 July 2014, the Supreme Court convicted and canceled the above judgment amounting to USD31 million compensation made by the local court on 8 February 2013.

In addition, on 15 January 2014, EXACO made another request to the Commercial Court of Lubumbashi for not receiving the fee of the previous 43.5% share transfer. EXACO applied to the Court for a compensation from CRRG amounting to USD109 million (equivalent to approximately RMB671 million), and for taking protective measures against MKM. On 20 January 2014, the Commercial Court of Lubumbashi agreed to take the protective measures, but did not hear the request of compensation. MKM and CRRG immediately filed an appeal. The Lubumbashi Court of Appeal ruled the protective measures not be executed on 30 January 2014. MKM and CRRG have appealed to the Supreme Court for the fraud of the presiding judge of the Commercial Court of Lubumbashi in the above case. On 5 June 2015, the Supreme Court convicted and canceled the above judgment on protective measures made by the local court on 20 January 2014. As of the date of issuance of the condensed consolidated financial statements, the case is in the process of transferring jurisdiction and has not yet been substantive hearing.

The Directors are of the view that these lawsuits filed by EXACO have violated the arbitration clause, and there is no factual or legal basis about these lawsuits. However, due to the various uncertainties of the case, the Directors consider that it is premature to assess the outcome of this case.

The Group has provided guarantees to banks in respect of banking facilities utilised by certain related companies and third parties. The maximum exposure of these financial guarantees to the Group is as follows:

	30/6/2015		31/12/2014	
	RMB million	Expiry period	RMB million	Expiry period
Guarantees given to banks in respect of banking facilities to:				
Associates	3,041	2015-2025	2,940	2015-2025
Joint ventures	300	2017-2018	230	2017-2018
Other government-related enterprises	54	2015	54	2015
Property purchasers	18,442	2015-2020	17,149	2015-2019
An investee of the Group	12	2016	12	2016
A former subsidiary	626	2021-2023	650	2021-2023
	<b>22,475</b>		<b>21,035</b>	

**23. Commitments****Capital expenditure**

	30/6/2015 RMB million	31/12/2014 RMB million
Contracted for but not provided in the condensed consolidated financial statements in respect of acquisition of property, plant and equipment	652	972

**Investment commitment**

According to relevant agreements, the Group has the following commitments:

	30/6/2015 RMB million	31/12/2014 RMB million
Investment commitment to an associate	19,711	19,730

The above amount represents the Group's commitment in respect of the Group's investment in certain mining projects (including development and construction expenditures) in the Democratic Republic of the Congo pursuant to co-operation agreements signed between the co-operation partners. The co-operation partners have been discussing the mining project details and negotiating the investment amounts. The negotiation was still in progress as at the date of issuance of these condensed consolidated financial statements. The amount of investment commitment disclosed above was based on the latest status of the negotiation between the co-operation partners which is subject to change as the project and the negotiation progress in the future.

**24. Fair Value Measurements of Financial Instruments**

**Fair value of the Group's financial assets and financial liabilities that are measured at fair value on a recurring basis**

## 24. Fair Value Measurements of Financial Instruments (continued)

Fair value of the Group's financial assets and financial liabilities that are measured at fair value on a recurring basis (continued)

Financial assets/financial liabilities	Fair value as at (RMB in million)				Fair value hierarchy	Valuation technique(s) and key input(s)	Significant unobservable input(s)	Relationship of unobservable inputs to fair value
	30/6/2015		31/12/2014					
1) Interest rate swaps classified as held-for-trading financial assets/liabilities	<b>Assets/Liabilities</b>	<b>Amount</b>	<b>Assets/Liabilities</b>	<b>Amount</b>	Level 2	Discounted cash flow. Future cash flows are estimated based on forward interest rates (from observable yield curves at the end of the reporting period) and contracted interest rates, discounted at a rate that reflects the credit risk of various counterparties.	N/A	N/A
	Assets	1	Assets	1				
	Liabilities	233	Liabilities	286				
2) Foreign currency forward contract classified as held-for-trading financial liabilities	Liabilities	-	Liabilities	18	Level 2	Discounted cash flow. Future cash flows are estimated based on forward foreign exchange rate (from observable yield curves at the end of the reporting period) and contracted foreign exchange rate, discounted at a rate that reflects the credit risk of various counterparties.	N/A	N/A
3) Listed equity securities classified as held-for-trading financial assets	Listed equity securities in Mainland China and Hong Kong:		Listed equity securities in Mainland China and Hong Kong:		Level 1	Quoted bid prices in an active market.	N/A	N/A
	<b>Industry</b>	<b>Amount</b>	<b>Industry</b>	<b>Amount</b>				
	Finance	14	Finance	14				
	Mining	53	Mining	52				
	Transportation	22	Transportation	22				
	Others	19	Others	20				
	Total	108	Total	108				
4) Listed equity securities classified as available-for-sale financial assets	Listed equity securities in Mainland China:		Listed equity securities in Mainland China:		Level 1	Quoted bid prices in an active market.	N/A	N/A
	<b>Industry</b>	<b>Amount</b>	<b>Industry</b>	<b>Amount</b>				
	Finance	998	Finance	745				
5) Listed equity securities classified as available-for-sale financial assets	Listed equity securities in Hong Kong:		Listed equity securities in Hong Kong:		Level 1	Quoted bid prices in an active market.	N/A	N/A
	<b>Industry</b>	<b>Amount</b>	<b>Industry</b>	<b>Amount</b>				
	Mining	5	Mining	6				
	Total	5	Total	6				
6) Unlisted open-end equity funds classified as available-for-sale financial assets	Unlisted open-end equity funds in Mainland China:		Unlisted open-end equity funds in Mainland China:		Level 1	Quoted bid prices in an active market.	N/A	N/A
	<b>Industry</b>	<b>Amount</b>	<b>Industry</b>	<b>Amount</b>				
	Finance	175	Finance	143				
7) Unlisted entrusted products classified as available-for-sale financial assets	Unlisted entrusted products in Mainland China:		Unlisted entrusted products in Mainland China:		Level 3	Discounted cash flow. The key input is the yield rate of the similar products	The yield rate of the similar products in similar industries.	The higher the yield rate of the similar products, the lower the fair value.
	<b>Industry</b>	<b>Amount</b>	<b>Industry</b>	<b>Amount</b>				
	Real estate	1,134	Real estate	1,631				
	Construction	1,992	Construction	2,314				
	Finance	828	Finance	849				
	Manufacture	194	Manufacture	489				
	Mining	40	Mining	70				
	Others	525	Others	601				
	Total	4,713	Total	5,954				

**24. Fair Value Measurements of Financial Instruments (continued)****Fair value of the Group's financial assets and financial liabilities that are measured at fair value on a recurring basis (continued)**

The Group owns equity interest in North Asia Resources Holding Limited ("North Asia") which is classified as available-for-sale investment and measured at fair value at each reporting date. Being in the stock trading restricted period, the fair value of the investment as at 31 December 2014 was measured based on quoted prices (adjusted) to reflect liquidity risk and was classified as Level 2 of the fair value hierarchy. The restricted period of North Asia has been ended during the current interim period, the fair value of the investment as at 30 June 2015 was determined based on a quoted price on Hong Kong Exchanges and Clearing limited and was classified as Level 1 of the fair value hierarchy.

Except as detailed in the following table, the Directors consider that the carrying amounts of financial assets and financial liabilities recorded at amortised cost in the condensed consolidated financial statements approximate their fair values:

	30/6/2015		31/12/2014	
	Carrying amount	Fair value	Carrying amount	Fair value
	RMB million	RMB million	RMB million	RMB million
<b>Financial assets</b>				
Loan receivables – fixed rate	17,152	16,922	12,230	12,130
<b>Financial liabilities</b>				
Bank borrowings – fixed rate	992	915	1,310	1,282
Long-term debentures – fixed rate	35,849	35,762	36,091	34,010
Other long-term borrowings – fixed rate	4,300	4,305	5,280	5,284

The fair values hierarchy of the fair value of fixed rate loans receivables, bank borrowing, long-term debentures and other long-term borrowings are included in level 2. The fair values of the above financial assets and liabilities included in the level 2 category have been determined based on a discounted cash flow analysis, with the most significant input being the discount rate that reflects the credit risk of counterparties.

**24. Fair Value Measurements of Financial Instruments (continued)**

**Fair value of the Group's financial assets and financial liabilities that are measured at fair value on a recurring basis (continued)**

**Reconciliation of Level 3 fair value measurements of financial assets**

	Available- for-sale- Unlisted entrusted products million
At 1 January 2015	5,954
Total gains:	
– in other comprehensive income	(19)
– cumulative gain reclassified from equity to profit or loss on disposal	(52)
Purchases	1,276
Settlements	(2,446)
At 30 June 2015	4,713

**25. Related Party Transactions**

The Company is ultimately controlled by the PRC government and the Group operates in an economic environment currently predominated by entities controlled, jointly controlled or under significant influence by the PRC government ("government-related entities"). In addition, the Group itself is part of a larger group of companies under CRECG (CRECG and its subsidiaries are referred to as the "CRECG Group") which is controlled by the PRC government.

During the current interim period, the Group had conducted business with government-related entities, including the provision of infrastructure construction services to and purchases from government-related entities, deposits with and borrowings from banks which are government-related entities. The Directors consider that transactions with these government-related entities are within normal business operations and are carried out on market terms. The Group has also developed service and product pricing policies and these policies do not depend on whether or not the customers are government-related entities.

The following is a summary of significant related party transactions between the Group and its related parties (other than transactions with government-related entities which are not individually or collectively significant) during the period and balances arising from related party transactions at the end of the reporting period.

**25. Related Party Transactions (continued)****Significant related party transactions**

The Group had the following significant transactions with related parties:

	Six months ended	
	30/6/2015 RMB million	30/6/2014 RMB million
Transactions with the CRECG Group		
Revenue from construction contracts	16	–
Service expenses paid	16	17
Rental expense	13	9
Interest expense	52	39
Transactions with joint ventures		
Revenue from construction contracts	26	–
Revenue from sales of goods	29	27
Interest income	33	–
Purchases	572	347
Progress billing on behalf of customers	3,678	–
Transactions with associates		
Revenue from construction contracts	274	257
Revenue from rendering of services	87	48
Progress billing on behalf of customers	3,155	2,689
Revenue from sales of goods	377	244
Interest income	48	18
Rental income	2	3
Purchases	5	3
Service expense paid	1	8
Transactions with other government-related entities		
Revenue from construction contracts	154,938	138,455
Revenue from design and other services	3,350	3,942
Revenue from sales of goods	7,344	6,320
Purchases	47,902	42,463
Interest income on bank balances	348	431
Interest expenses on bank borrowings	2,531	3,170

**25. Related Party Transactions (continued)****Balances with related parties**

	30/6/2015 RMB million	31/12/2014 RMB million
Balances with the CRECG Group		
Trade receivables	6	4
Advance to supplier	74	74
Trade payables	8	8
Other payables	109	135
Borrowings – current	5,220	4,242
Balances with joint ventures		
Trade receivables	514	1,126
Other receivables	1,195	912
Advance to suppliers	22	31
Amounts due from customers for contract work	269	360
Trade payables	164	182
Other payables	1,294	382
Advance from customers	278	1,105
Loans receivables	1,324	1,227
Borrowings – current	10	–
Balances with associates		
Trade receivables	2,497	2,615
Other receivables	1,226	1,394
Advance to suppliers	–	3
Amounts due from customers for contract work	15	–
Trade payables	2	7
Other payables	219	139
Advance from customers	220	831
Loans receivable	1,910	1,706
Borrowings – current	–	451
Dividends receivable	38	39
Balances with other government-related entities		
Trade receivables	82,727	89,359
Other receivables	25,484	28,227
Bank balances	32,966	36,908
Trade payables	42,440	46,678
Other payables	41,767	45,141
Bank borrowings	87,280	84,934
Debentures and other borrowings	43,483	42,500

In addition, the Group provided guarantees to banks in respect of banking facilities utilised by two associates, an investee of the Group and a government-related entity, the maximum exposure of which has been disclosed in Note 22.



## 26. Event After the End Of the Reporting Period

Subsequent to 30 June 2015, the following significant events took place:

- (a) On 9 July 2015, CRECG, the controlling shareholder of the Company, acquired 1,500,000 A shares of the Company in the secondary market. After the acquisition, CRECG held 11,951,510,000 A shares of the Company, representing approximately 56.11% of the total issued share capital of the Company.
- (b) The Company completed the non-public issuance (the "Issuance") of 1,544,401,543 A shares in July 2015 which was approved by State-owned Assets Supervision and Administration Commission of the State Council and China Securities Regulatory Commission. The issue price is RMB7.77 per A share. The total proceeds raised through the Issuance on 10 July 2015 amounted to RMB12,000 million. After deducting the relevant expenses for the Issuance, the net proceeds from the Issuance amounted to RMB11,879 million. The total issued share capital of the Company has increased to 22,844,301,543 shares. CRECG has participated in the subscription for A shares.

Up to the date of issuance of the condensed consolidated financial statements, CRECG holds 12,260,390,308 A shares of the Company, representing approximately 53.67% of the total issued share capital of the Company.



ALLWAY  
CHINA RAILWAY

<http://www.crec.cn>